

NEWSLETTER FOR THE
**GUILD OF
 OREGON
 WOODWORKERS**

**OREGON
 WOOD
 WORKS**

Vol. #41, Issue 3
 March 2024
 Portland Oregon

IN THIS ISSUE

<i>President's Note</i>	3
<i>Guild History</i>	4
<i>Education</i>	5
<i>SIGs</i>	9
<i>Volunteer Corner</i>	10
<i>Off Cuts</i>	11

GENERAL MEETING PRESENTATION: *HYBRID*

Michael Fortune

Guild Studio and on Zoom

TUESDAY, APRIL 16, 2024

7:00pm

By Joe Wheaton

If March's theme song was *On the Road Again*, by Willie Nelson (because we left the comforts of the Guild's Studio and went to the workshop of Gideon Hughes), then April's song might be *Fortune Teller* by Benny Spellman. (Those of you who remember this song have now lived the future the fortune teller would have told you back in the 1962), because we are going have our own fortune teller – Michael Fortune, that is – tell us about his woodworking projects.



The Guild is fortunate (there I go again with the fortune thing) to have internationally-known (Michael is Canadian) woodworkers teach specialized classes for us. Thanks to Gary Weeber, Steve Poland, Chip Webster, and our education committee, in April, Michael is teaching a class on building a bar height comfortable chair (sorry, this class is full), and a two-day session on making jigs (there is still one slot left).

In addition to running a successful woodworking business designing one-of-a-kind furniture, Michael is a contributing editor for *Fine Woodworking*, where he also has links to [webinars on woodworking techniques](#).

He has also worked with the governments of Trinidad and Tobago and Mexico to produce sustainable furniture. He is the winner of 2007 Award of Distinction from the Furniture Society, and, in 2016, he was awarded the Barbara and John Mather Award for Lifetime Achievement.

Michael [describes his work](#) as contemporary, but he enjoys playing with a wide range of natural and historical influences. He sees sketching, making scale or full-size models as an important part of his design process. He says his “goal is to create objects that are resolved on every level and satisfy my personal aesthetic.”

Please join us at the Studio or [click here to Zoom](#) (or copy the following URL into your browser: <https://us06web.zoom.us/j/96184696029?pwd=MWZOUeZsejJua0pJY2tvcjVSVFuZz09>)



The Guild of Oregon Woodworkers is...

... a group of amateur and professional woodworkers committed to developing our craftsmanship.

Our Mission: To promote the craft of woodworking to the woodworkers of today and tomorrow.

Our Vision: A community of woodworkers that provide significant opportunities to develop, practice, enhance, and share skills.

The Guild offers many benefits for members, including:

- ◆ *Monthly programs*
- ◆ *Monthly newsletter*
- ◆ *Weekly Volunteer Special Interest Groups (SIGs)*
- ◆ *An education program to help members develop woodworking skills through a variety of hands-on and lecture classes*
- ◆ *Sponsor discounts*
- ◆ *Woodworking shows (such as Gathering of the Guilds)*
- ◆ *Network of business partners.*
- ◆ *A woodworking shop*
- ◆ *A network of friends and opportunities to volunteer and make a difference in our community*

What you can do for the Guild

- ◆ *Volunteer your time to contribute, assist, organize, lead, teach*
- ◆ *Take a class*
- ◆ *Contribute your knowledge*

Guild Officers

President -----Ed Swakon
VP for Programs ----- Open
VP for Member Support---Mike Sandmann
Secretary -----Kate Thornton

Directors

Finance -----Tom McCloskey
Planning-----Renee Fontenot
Shop Operations ----- Open
Education-----Steve Poland
Community Outreach-----Tim Moore
Membership-----Stuart Brown
Volunteers-----Charlie Meyer
Communication-----Bland McCartha

Newsletter Editor/Publisher.....Linda Howarth

For more information see the Guild website or visit the shop.

Guild Shop - 7634 SW 34th St, Portland, OR 97219
Guildoforegonwoodworkers.org



WELCOME NEW MEMBERS

Welcome to our newest **43** members. We're happy to have you with us and hope you'll make a regular appearance at the monthly program (online or in-person), contribute articles to the newsletter, and volunteer in other ways.

- | | |
|----------------------|-------------------|
| Martin Andersen | Darrell Litvin |
| John-Scott Atlakson | Carla Marin |
| Taghi Azizi | Fermin Mata |
| Neil Bacon | Joshua McFadden |
| Richard Benson | Larry Melvin |
| Ari Bolander | Heather Moffitt |
| Tim Booher | Elena Moon |
| Steve Carbonari | Art Okada |
| Diego Catalan Molina | David Palmer |
| Daniel Cordero | Robert Rabert |
| Gordie Cumming | Evan Ramsey |
| Alex Cutschall | Helle Rode |
| Matthew Danley | Julie Russell |
| Eugene Erickson | Angelica Sciencio |
| Matthew Essex | Thomas Sera |
| Claire Fox | Pavitra Srinath |
| Teresa Gaddy | Heather Thompson |
| Sam Gaty | Garet Voit |
| Kelsey Isbester | Daniel Webb |
| Steve Jorgensen | Lisa Whitridge |
| Stan Kennedy | Jason Ywahu |
| Lynn Kitajima | |

NOTES FROM THE GUILD PRESIDENT

By Ed Swakon, President

Volunteer of the Month

We recognized Shane Kim as the March Gig Lewis Volunteer of the Month. Shane is an active Shop Attendant (SA). The role of a SA is a critical function of the Guild: no shop attendant, no open shop. We appreciate Shane's volunteer contributions. Thank you, and congratulations, Shane!



General Meetings

Michael Fortune will be our general meeting speaker in the Guild's Studio on Tuesday, April 16th. Michael will be at the Guild teaching several classes that week. Michael is a designer/maker, teacher, and mentor. Michael is one of Canada's most respected and creative contemporary furniture masters.

Since his career began 33 years ago, Michael has become acclaimed for his innovative but resolved designs for one-of-a-kind objects in wood, commissioned residential furnishings, and items in limited editions.



We would encourage everyone to bring show-and-tell items to share with the group. Thank you to Gideon Hughes: Custom Design and Style for an interesting presentation at your shop last month.

Gathering of the Guilds – volunteers needed!

The Gathering of the Guilds is rapidly approaching. The show will be at the Oregon Convention Center, Hall D, from Friday, April 19 through Sunday, April 21, 2024. We need volunteers during the show to staff our booth, but also on Wednesday & Thursday before to help set up our space. If you'd like to help, please contact Joe Wheaton at Joe.Wheaton@guildoforegonwoodworkers.org. This is a great event showcasing the Oregon Potters, Portland Bead

Society, Portland Hand Weavers, NW Glass Guild, Creative Metal Arts Guild, and, of course, the Guild of Oregon Woodworkers (joined by the NW Woodturners). Come help us out.

Special Interest Groups

Special Interest Groups (SIG) offer an opportunity for a smaller group of Guild members with common interests to gather and solve problems or learn. The Guild has the following established SIGs that offer a great opportunity for additional learning and comradery: Box making, Hand tools, CNC, Women in the Shop, Beginner SIG, Shaper Origin, and the recently established Chair Making SIG. It is a great way to get more experience and meet fellow members with similar interests.

New Member Welcome April 1

This is an open invitation to all new Guild members who want to learn more about opportunities that await them as a Guild member. Doors open at 5:30, and the meeting starts at 6:30. Come and meet your fellow members! Rumor has it there will be pizza.

Don't forget to send us your Pictures by email.

If you attend ANY function of the Guild, take a picture. We need these pictures to document everything we do for our newsletter, future donors, and website. To make it easy, we've set up an email address, photos@guildoforegonwoodworkers.org, where you can send them. To be super helpful please rename the photos with the activity and date. If you know the people in the images, please include that info in the body of the email.

Join us at Salvador Molly's for lunch

On the first Monday of each month, we try to meet for an informal lunch with other Guild members. There is no business, just conversation. We will meet for lunch on Monday, April 1 at 11:30 AM at Salvador Molly's, 1523 SW Sunset Blvd

If you have a recommendation for a lunch spot, please contact Mark (markxyzsherman@gmail.com). Please join us whether you're a longtime member or just recently joined.

Make friends, get involved, and make sawdust with the Guild!

From the July 1998 issue of the Guild Newsletter

Yes, the answers are in this issue (2024) of the newsletter.

A Quick Molding Quiz

molding \ˈmol-din\ n (14th c): the art of a molder.

Match the pictured moldings with the list of name (read the rest of the Newsletter to find the answers).

A. Ogee

B. Scotia

C. Roll

D. Beaded

E. Cock Bead

F. Torus

G. Bolection

H. Penicillin

I. Cove

J. Bevel


K. Rope

L. Ovolo

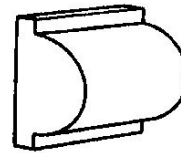
M. Cavetto

N. Beak

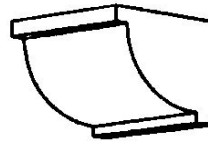
O. Reeding



1. _____



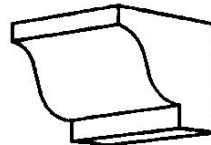
2. _____



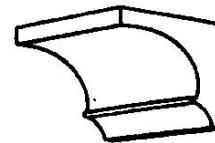
3. _____



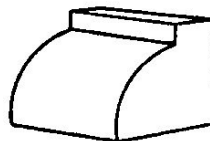
4. _____



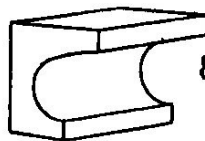
5. _____




6. _____



7. _____



8. _____



9. _____

By Thomas Darby

UPCOMING CLASSES

APRIL

- Coasting into Kumiko** 04/05
Instructor: Ruth Warbington
- Sharpening Chisels and Plane Irons** 04/07
Instructor: Tim Moor
- Milling for Beginners** 04/24
Instructor: Dick Rohrbaugh
- Make a Curved Stake-Leg Stool** 04/27-28
Instructor: Steve Poland
- Scroll Saw Basics** 04/30
Instructor: Rick Martin

MAY

- Build a Crosscut Sled for Your Table Saw** 05/02
Instructor: Dick Rohrbaugh
- Hand Cut Dovetails for Beginners** 05/03
Instructor: Bob Mack
- Connecting Wood with Metal** 05/12
Instructor: Tim Moor
- Making a Box with Heart Inlay** 05/18
Instructor: Carol Boyd
- Beginner Machine Maintenance Training** 05/18
Instructor Shou Mo
- Sharpening Chisels and Plane Irons** 05/19
Instructor Tim Moore
- Chinese Styled Stool Build** 05/24-26
Instructor El Cook

MASTERS WORKSHOPS

THE DESIGN AND FABRICATION OF JIGS WITH MICHAEL FORTUNE

April 9 and 10: This lecture and demonstration will cover the important principles for designing and making wood-working jigs. We will cover topics from jigs that become frequently used workshop “fixtures” to specialized jigs that help reproduce parts for making a set of chairs or other articles of furniture.

MAKE A COMFORTABLE COUNTER HEIGHT CHAIR WITH MICHAEL FORTUNE

April 11-17: Have you ever wanted to build a chair with a master chair maker? Here is your opportunity without having to travel to the far ends of the earth.

This tall chair builds on the comfortable Number Nine dining chair. With the additional height comes a footrest and additional structural members. The chair students will make can be customized to fit most counter or bar heights. This chair involves mortise and tenon construction throughout, with a coopered seat and back to make it wonderfully strong and comfortable. During the week, each student will make the patterns so you can build more once you return home.

WOODWORKING SERIES CLASSES – Next Series Open for Registration

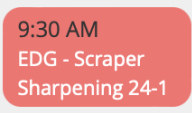
The Basics of Fine Woodworking Apr 22-June 10
Instructors: Instructor Team


Intro to Woodworking & Furniture Design Apr 24-June 12
Instructor: Helen Helfand

For Safety Classes and more detail on the woodwork-
ing classes, see the Guild Education Calendar at
<https://guildoforegonwoodworkers.org/Education-Calendar>.



HOW TO REGISTER FOR CLASSES

1. Go to the Guild website at <https://guildoforegonwoodworkers.org> and click on CALENDAR.
2. Click on this link— **Education Calendar** [HERE](#)
3. That will take you to all of the posted Education events for the current month. You can move between months by using this [< Previous Month](#) | [Today](#) | [Next Month >](#)
4. To check on the status of an event, just click on that event. For example: 
5. When you click on this event, you will get a page that looks like this:

[Back](#) Add to my calendar 

EDG - SCRAPER SHARPENING 24-1

Scraper Sharpening

Instructors: Eric Marks & Tim Moore

Class Assistant: TBD

Prerequisites: Intro to Guild Safety

When: **05 May 2024**
9:30 AM - 12:30 PM

Location: Guild Studio, 7634 SW 34th Ave, Portland, OR 97219





Spaces left: 6

Registered: [2 registrants](#)

Registration

Instructor/Assistant

Member - \$70.00

[Register](#)

Have you wondered why so many professional woodworkers swear by a final pass with a card scraper?

Do you struggle to get yours to make anything more than some wispy dust? Do you dislike the dust, mess and cost of sanding?

Come to the Studio to learn how to prepare and use one of the most effective tools in the woodworker's arsenal.


Soon you'll be making curly shavings rather than dust. We will supply everything needed, but you are welcome to bring your own card scrapers as well.

The focus of the class is on preparing and using card scrapers, but we will also demonstrate some of their big brothers, both old and modern cabinet scrapers for larger surfaces.

6. This provides you with a description of the class; the prerequisites necessary to be eligible; and whether the class is open. If open there is a box titled Register. If it is not open, you can sign up for the waitlist by clicking on Join Waitlist
7. To register, just click on the Register box. Then just follow the progressive steps to sign up, including clicking on the liability waiver box. You can then pay online.



Details from the Gideon Hughes presentation in March.



STAKE-LEG STOOL...AND JIGS, JIGS, AND MORE JIGS!

By Jim Spitzer

I very much enjoyed being Class Assistant to Steve Poland leading five other students building what appears to be a simple stool, but one that is elegant in its simplicity with construction aided by many jigs. I have built many pieces of furniture over the decades. Almost all were one of a kind, one and done, no jigs (with the major exception of dovetails) to simplify the replication of many of the same part. In Steve's class there was a jig for making wedges, a jig for cutting octagon shaped legs, a jig for turning a tenon, a jig for boring a mortise, and a jig for curving the seats (that required two other jigs to create). Each student had the opportunity to shape the seat as they desired. The plans/instruction handed out to the students were impeccable, what one would expect of an architect! And he is sharing the plans for the jigs! (Insert photo of completed stool)

After 8 hours of class time (two four hour sessions) we all walked away with a stool ready to apply a finish. Steve noted that he had made many similar stools to give away as gifts. I think I am inspired to do the same, with the aid of jigs to simplify the construction! This class has been offered a number of times and will continue. I highly recommend it. (Insert final class photo)

Thanks Steve for this experience and so much more that you have given of yourself to Guild members...including serving a term as Guild President, serving as shop attendant, many hours creating our new studio space, and leading the Community Projects Team which is now building doors for the Oregon Maritime Museum's Steam powered stern-wheel Tug moored near the Saturday Market in downtown Portland.

The Guild has a number of super contributors like Steve. And with our increasing membership and demand for shop and class time we need many more. Please consider contributing a bit more of your precious time. Many hands makes for light work



Miles Johnston, Allie Menard, Brian Duncan, Adam Cox, Carlos Zubieta, with Class assistant Jim Spitzer, & Instructor Steve Poland.



Miles and Allie turning tenons on the "router lathe" jig.



Brian and Adam dishing the seat blanks.



Brian perfecting the wedged tenon finish.

GAINING AN EDGE...WITH A SCRAPER

By Gary Weeber

As a woodworking tool, it is hard to find anything simpler than a scraper. A card scraper (also known as a scraper blade, hand scraper, or cabinet scraper) can be one of the more effective tools to use in the workshop. Yet, for many of us, this is a tool that many of us don't use.

Why is that? For many, it is the fear of sharpening. This fear of being able to sharpen correctly, results in a well-known woodworker condition known as CSP... Continuous Scraper Paralysis. We may also be fearful of learning to use complicated jargon like 'hook' and 'burr'. Shudder.

Maybe its failure of sharpening that put your scraper out of use. If it doesn't have a good burr it won't do much and won't inspire you to give it a try. But with a good burr, it is like magic in its ability to smooth down minor tear outs, remove fuzz after first coat of finish, or even eliminate need for sanding.

Fortunately, there is a cure. Join others in taking the class now offered by the Guild. You will find it under the catchy and creative title of [Scraper Sharpening](#). The focus of this class is on preparing and using card scrapers, but



you will also see demonstrations of some of their big brothers, both old and modern cabinet scrapers for larger surfaces.

This class is now one of our Routine and Repeating (R&R) classes and will be available to you as a member on a recurring basis. The next class is posted and available for registration. It will be on Saturday, May 5, from 9:30am-12:30pm in the Studio. After this class you may pull out your scraper before your plane.

INSTRUCTORS

ERIC MARKS


Eric found a passion for woodworking because of his passion for music. His desire for playing instruments created a drive to fix the broken and optimize the less than perfect. Though experienced in power tool use, he prefers the slower, methodical pace of traditional hand tools. He specializes in acoustic String instruments, and has built an award-winning Upright bass.



TIM MOORE

Tim is well-known by many of us for his expertise in the use of hand tools and extensive volunteering in the Guild. In addition to providing regular mentoring in the use of hand tools, Tim is the instructor (or co-instructor) for Guild classes including:

- ◆ SHARPENING CHISELS AND HAND PLANES
- ◆ LEATHERWORKING FOR WOODWORKERS
- ◆ HAND PLANE SKILLS
- ◆ CONNECTING WOOD WITH METAL
- ◆ WIDE BELT SANDER CERTIFICATION



SHAPER ORIGIN SIG

The Shaper Origin SIG is well underway. In February we made engraved key chain fobs. In March we made engraved house number signs. In April we will be making 3 legged mortise and tenon stools. (By popular demand.)

Sign up for the Shaper SIG and unleash your creativity. We meet on the 4th Tuesday of the month.

Registration is required so that we can have enough material available.



CHAIR SIG

The SIG for Seating and Chairs held its first and very encouraging meeting under the leadership of Simon Bosley. A dozen Guild members, a few bringing in completed or partially completed chairs, devoted two hours to discussing how they can be a resource for each other and the rest of the Guild membership. In addition a little research showed that the Guild library has eight books with deep information about chair design and making. A future SIG meeting on the subject will be scheduled and a list of the members with “seating”knowledge to share will be available. See simon.bosley@comcast.net.



GIG LEWIS VOLUNTEER-OF-THE-MONTH AWARD



Each month the Guild awards one of its most prestigious awards, the Gig Lewis Volunteer of the Month. Because the Guild is run entirely by volunteers, recognizing our volunteers is essential. Previous recipients of this award have volunteered in many ways. They might have actively participated in one or

more of the many Community Outreach programs the Guild has or in Education or Shop Operations or contributed with a one time project for the Guild. Some have taken on a role behind the scenes that is important to the Guild's ongoing operations. There are many ways and roles that members take to contribute to the Guild's ongoing success.

MARCH 2024 – SHANE KIM

This month's recipient of the Volunteer of the Month is Shane Kim.

Shane volunteers as a Shop Attendant on a regular basis, usually for Open Shop on weekends and evenings. The role of a Shop Attendant is a critical function of the Guild, no shop attendant, no open shop. As an SA, Shane would be responsible for watching out for the safety of the shop users, making sure the equipment is being used properly and is taken care of. In addition, Shane takes responsibility helping out with keeping the shop clean and small repairs when he can. In his professional life, Shane is a physician/surgeon with a very busy schedule. No doubt, Shane takes great comfort in the Guild's commitment to safety and the Guild's "Take Ten Home Club." While dedicated to helping the community he also enjoys the fun time away from work at the Guild and in the shop.

Those who know Shane well, know that he is always looking for ways to support the work of the Guild.

"I really have found many a happy time at the Guild working on my own projects and helping out whenever I can. It really is a good group of people to learn from and have fun with."



We are pleased to have Shane Kim as our Gig Lewis Volunteer of the Month for March, 2024.

**GATHERING
OF THE
GUILDS**



Volunteers needed for Gathering of the Guilds. Please go to the [Guild calendar and signup](#) for Friday, Saturday, or Sunday (April 19, 20 & 21).



Many Guild members recognize that woodworking can be a lonely avocation especially if you work alone in your shop. It's fun to get together with other woodworker's to swap stories, share successes, and failures, and to ask questions.

We look forward to meeting with fellow members for some lunch and conversation. There may even be some talk about woodworking.

The monthly Meet-Ups are held on the first Monday of the month and we try to visit all parts of Portland. Attendees order off the menu and pay on their separate check. All the Meet-Ups gather at 11:30 am, but late comers are always welcome. Everyone in the Guild is invited.

APRIL

April 1 (April Fools) Day, 11:30am
Salvador Molly's
1523 SW Sunset Blvd

Please join us for the next Guild lunch at Salvador Molly's in SW Portland. This restaurant located just a few miles from the shop.

www.salvadormollyspx.com/

MAY

May 6 , 11:30am
The Redland Cafe
18305 South Redland Rd., Oregon City, OR

After lunch, Chuck Rinehart will be giving us a tour of his shop located at 18305 South Redland Rd., Oregon City, OR Phone 503-631-8646.

Lots of Guild members swear by this restaurant.
<https://www.theredlandcafe.com/menu>

JUNE

June 3, 11:30am
Lima
(A Peruvian restaurant)
12090 SW Allen Blvd
Beaverton, 97005

I've been to Peru and this menu looks pretty extensive.
<https://limaperuvianrestaurant.co/>


EAST SIDE WORKSPACE

Some members have expressed interest in having a shared workspace on the East Side (Portland). This would be a separate space, not part of the club, where people without home workshops will have access to equipment like a table saw, jointer, planer, and whatever other equipment we can scrape up. If you are interested, please contact Tim Dennis at Improvarmy@yahoo.com.

Answers to the Quiz on page 4

- | | |
|------|------|
| 1. D | 6. M |
| 2. F | 7. E |
| 3. L | 8. B |
| 4. G | 9. C |
| 5. A | |

A MOMENT IN THE GARDEN



THE GUILD IS PROUD TO BE SPONSORED BY:

The Guild is grateful to be supported by numerous local businesses, our sponsors. Please patronize them when you can. Most offer some kind of discount to members, with some restrictions. We hope you will thank them for their support when you are at the cash register. *Click on their logos below to go directly to their website.*

