

NEWSLETTER FOR THE

**GUILD OF
OREGON
WOODWORKERS**

**OREGON
WOOD
WORKS**

Vol. #38, Issue 5

May 2021

Portland Oregon

IN THIS ISSUE

President's Note	2
MEET-UP	3
Guild Shop News	4
Education	5
Community Service	8
Show & Tell	9
Shop Talk	10
Cut Offs	11

NEXT GENERAL MEETING: ONLINE WITH ZOOM

The online invitation will be sent out 24 hours before the event.

**ALISON REYES
THE RESIN QUEEN**



Tuesday, June 22, 2021

Board Meeting 5:30

Social Time begins at 6:30pm, Meeting begins 7:00pm

By Joe Wheaton

I joined the Guild in January of 2018, and I started going to Project Build (PB) the next month, just in time for preparing for the Gathering of the Guilds. I had the good fortune to meet the "Resin Queen," Alison Reyes, who was creating a table with sky blue resin between two slabs of what might have been big leaf maple. (I have since learned this is called a river table for the "river" of resin running between the "banks" of wood.) I was captivated. Impressed. And intrigued. Since that first meeting I have marveled at Alison's work and, after I became program chair, I knew I had to see a presentation of her technique. She agreed to share her skill with us, but we needed to wait till the Gathering was finished. Now she has agreed to do our June presentation. I don't know if this is the same table, but this picture from her website shows you her mastery of the medium.



I asked Alison to give me a brief statement about her work and her presentation, and this is what she said:

Where did I get the nickname Resin Queen? Five years ago I had my first commission for a river table through a friend. I ordered 20 gallons of resin and spent some months learning the process including two test tables. Whilst I had all of that resin sitting around in my studio I gave myself permission to play. I made large art pieces, unconventional joinery, tables with resin and wood tops, used mica powder, pigment paste, silk dye, and acrylic as additives. I am not done playing! I LOVE RESIN AND WOOD. As an artist it is so appealing and as a woodworker it is so versatile. Resin is not new to woodworking, if you haven't tried it with success, join us in June!


During this live tutorial I will be demonstrating how to use epoxy in various wood-working applications. I will be discussing the following: What types of epoxy I use and why, Different types of color additives and effects, How to prep the wood before using epoxy, How to prepare a mold for projects such as river tables, How to fill knot holes in wood, Tips learned from years of making mistakes, Personal protective equipment. Check out Alison's work at the sites below:

Website: resinstudio.com Instagram: <https://www.instagram.com/resinstudio.a/>
And www.splendidtables.com/

Also see an interview with Alison in the March 2019 newsletter, page 11.

This will be a treat. This is not to be missed.

NOTES FROM THE GUILD PRESIDENT



By Steven Poland

As we enter June, I am very happy to report that we have an agreement with our landlords Patrick O'Neil and Jane Cronlund at Greenline for renewal of our lease for the next 2 years, July 1, 2021 through June 30, 2023. This period will give us a chance to rebuild our education program and to understand how our membership,

program participation, and your volunteer contributions create a picture of what demands for space will look like for the foreseeable future. Our facility planning committee is restarting with the goal of understanding this rebuilding, where we want to be programmatically, and what resources we will need. Hopefully within the next 12 to 18 months we will have a clear picture for decision making regarding next renewal, or potential satellite or larger facilities.

While many of you periodically contribute to the Guild with donated funds, I thought you might appreciate one Treasurer Tom McCloskey recently received from Phoenix, Arizona:



A group of members in the Guild Shop — BC (before Covid) showing that they are working safely and all still have ten fingers each.

Dear Tom,

We would like to make this small donation to the Guild of Oregon Woodworkers in honor of Gig Lewis. Please restrict the use of the funds to the Guild Toy Team for supplies as needed. We would very much appreciate it if you could let Linda know that the donation was made in Gig's honor and hope that it will help continue his efforts in this project that meant so much to him.

Sincerely,

Richard Berger and Shelley Kick

And I can guarantee that the toy build team continues those efforts every Friday afternoon. If you are interested in this program please do check out the website Calendar to sign up, and hopefully we will be expanding the number of folks who can work together in the shop shortly. It is a terrific opportunity for newer woodworkers to work with more experienced members for mentoring on all aspects of making with wood.

Enjoy your June Newsletter!



This is just one of the many toys built by the Toy Team over the years.

The Guild of Oregon Woodworkers is...

... a group of amateur and professional woodworkers committed to developing our craftsmanship.
Our Mission: To promote the craft of woodworking to the woodworkers of today and tomorrow.

Our Vision: A community of woodworkers that provide significant opportunities to develop, practice, enhance, and share skills.

The Guild offers many benefits for members, including:

- ◆ Monthly programs
- ◆ Monthly newsletter
- ◆ Weekly Volunteer Special Interest Groups (SIGs)
- ◆ An education program to help members develop woodworking skills through a variety of hands-on and lecture classes
- ◆ Sponsor discounts
- ◆ Woodworking shows (such as Gathering of the Guilds)
- ◆ Network of business partners.
- ◆ A woodworking shop
- ◆ A network of friends and opportunities to volunteer and make a difference in our community

What you can do for the Guild

- ◆ Volunteer your time to contribute, assist, organize, lead, teach
- ◆ Take a class
- ◆ Contribute your knowledge

For more information see the Guild website or visit the shop.

Guild Shop - 7634 SW 34th St, Portland, OR 97219

Guildoforegonwoodworkers.org



Many Guild members recognize that woodworking can be a lonely avocation. It's fun to get together with other woodworker's to swap stories, share successes and failures, and to ask questions. Come join the fun at the next MEET-UP ...

NOW ON-LINE
MONDAY, JUNE 7 AT 11:30 AM
On-Line - ZOOM

To allow members to keep the comradery of our monthly lunch meetings going, we host a Zoom get together.

Since it's going to be difficult to eat lunch together in a restaurant, we thought we could go around the gathered group and briefly discuss what we may or may not have been doing in the shop. If you have any pictures of items you'd like to share, have them available on your PC or Phone (depending on what you're connecting to the meeting with), and we'll be able to share your screen.

For security reasons we do not publish the meeting information on the website. We will send out the invite by email the day before—watch for it.

For information on using Zoom, click [HERE](#)

Remember to have your favorite beverage and eats too.



WELCOME NEW MEMBERS

Welcome to our newest **17** members. We're happy to have you with us and hope you'll make a regular appearance at the monthly program (online at present), contribute articles to the newsletter, and volunteer in other ways.

Sara Faverman, Peter Flynn, Michael Gonzalez, Cliff Gray, Cammie Howard, Kori Jarcho, Steve Karlik, Corey Levine, Mark McDow, Jake McMillen, Lauren Niolet, Meghan Ramirez, Jake Redmond, Gale Schmidt, Don Spurling, Monique Torres, Kendra Winston

WELCOME BACK TO THE SHOP!

By Paul Ehrlich – Shop Attendant Supervisor

It is great to be able to be back in the shop again after a challenging year! But it is important to emphasize a few things we need to all be aware of as we get back into the shop.

Shop Attendants: The shop cannot operate without volunteers who have signed up to be Shop Attendants. Experienced woodworkers are encouraged to sign up for training to become shop attendants, and to take on the responsibility to supervise members for all shop activities. It is important to keep in mind that the Shop Attendant on duty has a lot of responsibility for the safe operations of the shop including both members and equipment. We often ask Shop Attendants to make decisions, about material, shop practices, and machine use. It is important that you respect these decisions and directions. It is also important to keep in mind that we only have one Shop Attendant “on duty” at a time – and they are in charge – which means what they say goes.

PS: Please contact me if you are interested in becoming a Shop Attendant, we are planning on offering classes coming up in June.

Machine Use: Some tools in the shop require special certification beyond what is covered on a green card or shop certification. Please only use tools that you have been certified to use. Other tools may require special cleaning, or care to avoid damaging the machine. These tools such as the Grizzly edge sander, Supermax Sander and the Sliding Table saw are receiving special tags asking you to check with the Shop Attendant before using them. Also please ask the Shop Attendant if you have any questions about the process to clean up a tool when done.

Material Guidelines for Guild Shop: We need to be careful in the shop about what materials are used. The use of certain materials can result in member injury and / or machine damage. Here is an updated summary as to what material is allowed:

Acceptable Material:

New Material from Lumber or Hardwood Dealer:

This is typically kiln dried and dimensioned hardwood, softwood or sheet goods (plywood, MDF, particleboard, melamine covered particleboard) that has been purchased at a lumber dealer or big box store (Lowe's, Home Depot). Because of the extensive processing, this wood goes through and the many safety checks for metal, and the processing for moisture content, this wood is considered acceptable for use in the shop as is. The most common issue is staples, usually attached to end grain, to denote the product or pricing. A quick visual check will generally take care of this issue. If in doubt use the metal detector.

Acceptable Material after Inspection by Shop Attendant:

Air Dried /Green/Wet Wood: This includes slabs, and boards that have not been kiln dried. This material must be cleaned of all loose bark and knots. All material to be tested for moisture, anything over 15% moisture is considered “wet” and is NOT ALLOWED in the machine room.

Recycled / Salvaged Wood: Caution is required prior to bringing used wood into the shop. This includes an inspection by the shop attendant to verify that the wood is structurally sound, does not contain embedded metal, is free of any sort of solid finish (including paint, varnish, and polyurethane), and is clean and free of sand and grit. This typically will include a visual inspection and frequent checks with a metal detector and if necessary, a moisture meter.

- Since all wood must be free from dirt and debris, this may mean that you need to pressure wash, or wire brush the wood before bringing it to the shop.
- All paint (solid finishes) must be removed before bringing it to the shop if you are going to machine the wood.
- No sanding of painted wood is allowed in the shop.

NOTE: *The above are minimal requirements for such material to meet in order to be suitable. Ultimately the Shop Attendant on duty will make the final call and has been instructed to err on the side of member and machine safety if in doubt.*

Material that is NOT Acceptable:

Treated Lumber: No wood that has been treated with chemicals is allowed. E.g., Creosote, Copper Sulfate, Etc.

Pallet Wood: Material that had been used as part of a shipping pallet. This is prohibited due to the risk of metal, grit and dirt.

Plastics and Epoxy: The use of foam board, resin, epoxy, polycarbonate, plexiglass, acrylic and other plastic sheets are not allowed in the machine room. Note that small epoxy patches (under 2”) that has cured for at least 14 days are allowed in approved wood workpieces.

Metals: Metal including steel, brass, and aluminum is not allowed in the machine room.

BECOME A SHOP ATTENDANT!

By Paul Ehrlich – Shop Attendant Supervisor & Dan Haggerty – Lead Shop Attendant

One of the most critical roles at the Oregon Guild of Woodworkers is that of the Shop Attendant. These volunteers are responsible for helping maintain safe operation of the shop for all activities including open shop sessions, community projects, toy build, project build, and education.


We encourage all members to consider getting trained to be a shop attendant. If you are interested here are the requirements and process:

- ♦ Be an experienced woodworker and hold either your Shop Certification Card (plus Routers) or your “Green Card”.
- ♦ Attend a free half-day training session. This session is focused on First-Aid training, as well as the process of

being a Shop Attendant.

- ♦ Do two “shadowing” sessions with an experienced Shop Attendant.
- ♦ Once this process is completed you will be able to sign up to support Guild activities.
- ♦ Shop attendants earn credits for free shop time along with gratitude from Guild members.
- ♦ Regular volunteer shifts, along with attendance at meetings, and ongoing training are required to stay certified as a Shop Attendant.

Due to COVID we have not been able to offer any Shop Attendant training sessions since late 2019. We now have our first one scheduled for Saturday June 26, 2021, from 9:00 – 1:00. There is limited space so sign up now.



EDUCATION

GARY MARTIN — WOODWORKING CLASSES

Summer term classes with Gary Martin, a Guild member, are starting the week of June 20. For the last 15 years Gary has taught his sold out classes through PCC. If you are looking for in-person, hands-on classes, this is the place for you. Visit www.martinmodel.com/collections/class to register. Contact Gary Martin at martinmodel@comcast.net or 503-329-8949 with questions.

WOODWORKING 101 - Part 1: BASICS 10 weeks, Tuesdays June 22-Aug 24, 6-9pm

WOODWORKING 101 - Part 2: Joints 10 weeks, Tuesdays June 22-Aug 24, 6-9pm Prerequisite: Woodworking 101 Basics Part 1.

WOODWORKING 101 - Projects

Three options:

10 weeks, Wednesdays, June 23-Aug 25, 6-9pm

10 weeks, Thursdays, June 24-Aug 26, 6-9pm

10 weeks, Fridays, June 25-Aug 27, 1-4pm

Prerequisites: Woodworking 101 Basics - Part 1 & Part 2.

WOODTURNING 101 - Part 2

10 weeks, Fridays, June 25-Aug 27, 1-4pm

Prerequisite: Woodturning 101 - Part 1

PATTERNMAKING

10 weeks, Thursdays, June 24-Aug 26, 6-9pm

Contact Gary Martin for prerequisites.

HAND TOOLS

10 weeks, Saturdays, June 26-Aug 28, 9am-12pm

Contact Gary Martin for prerequisites.

Class Notes

By Gary Weeber, Education Leadership Team

The Education Leadership Team just had a mid-year planning meeting. That meeting produced direction for the rest of this year that has the team excited. We want to share some of that information with you.

In order to enhance communication with all of the members who are involved in providing educational services to the Guild we are starting a monthly communique called **Class Notes**. That will be the latest information on what is going on in education that directly affects the leaders, trainers, instructors and class coordinators. Our first communique will be the first week in June.

Safety Training is proceeding well with **Core** Certification training sessions being consistently held and attended. Our thanks to trainers Asa Christiana, Dick Rohrbough, Mark Klein and Dennis Dolph. Jeff Hilber continues to provide *Intro to the Guild* training twice per month and, with Ginny Binware, is training beginning woodworkers in the basic corded tools in the *Getting Started* sessions.

We are also setting up **Advanced** Tool Certification training in partnership with the Safety Committee. The safety training sessions on *Router/Router Tables* is nearly ready to go and will be posted soon. Training on the other Advanced Tools is being finalized and more of these should become available very soon.

In addition to safety training, the Education Program is also developing **Machine Skill Clinics** that take a student past the basic safety training and into the various ways that tools

can be used skillfully in woodworking. A *Bandsaw Clinic* should be scheduled shortly.

We have been dipping into **Zoom** education, starting with the *Tips to Woodworking* with instructor Thurman Miller in April. An upcoming Zoom class you don't want to miss is *Setting Up A Shop* with Asa Christiana (currently posted for signup!). Future Zoom classes are also being discussed.

A term you will hear more and more is "**Hybrid Classes**". By hybrid, we mean that some of the class will be held via zoom (example: lecture/introduction) with the remainder of the class being hands-on at the shop. We believe that this will be a more effective use of instructor/student time and will also be a more efficient use of critical shop space.

Now that we are comfortable with the use of the shop as we climb out of the pandemic, we are also finalizing **standard** hands-on classes to occur in the shop. Watch for these classes to start appearing very soon on the Guild calendar.

Our **Visiting Masters** series is also resurfacing. Lead Coordinator Chip Webster has arranged for Mike Pekovich of Fine Woodworking Magazine to be here in November to provide exciting clinics on using Kumiko. Both of these clinics are currently sold out but you can still get on a waiting list. Chip is also working on another Visiting Master clinic and more information on that should be available in the near future.

Cottage 5/MAC: The Guild leadership is continuing in talks with the Multnomah Arts Center (MAC) regarding the possible use of Cottage 5 for the Guild. The leadership team in Education is providing information that will be helpful to determine the potential uses and needs for Cottage 5 as a location for classes.

Guild Calendar: All members are encouraged to watch the Guild Calendar closely for education events. The calendar is not only an excellent source of information but is also a jumping off point for registration. Just double-click on the event and it takes you right to the registration page. Voila!

Let's do some learning...and do it safely!

CARVING SIG

PROGRAMS

Sharpening for Carvers (free, Zoom) — June 8th,
7:00 – 9:00 PM [Click here](#) to register

Carving Show-and Tell (free, Zoom) — July 13th,
7:00 – 9:00 PM [Click here](#) to register

Carvers Potluck and Demos (free, outside)— August 14th,
10:00 - 2:00 PM [Click here](#) to register

CLASSES

Wood Spirit Carving Class (free) — July 8 and 15,
Thursday, 10:00-11:30, Taught by Terry Burnside, [click here](#) to register

Relief Carving Class (free, except for materials) — Saturdays 7/10 to 8/14 9:30-11:00 AM, Taught by Larry Wade, [click here](#) to register.

THE GIG LEWIS VOLUNTEER-OF-THE-MONTH AWARD

MAY 2021 — *Bill Tainter*

By Charlie Meyer, Volunteer Director

Each month the Guild awards one of its most prestigious awards, the Gig Lewis Volunteer of the Month. Because the Guild is run entirely by volunteers, recognizing our volunteers is essential. The Award is given to a member who, for the most part, works behind the scenes quietly and keeps the Guild operating. This month's recipient of the Volunteer of the Month is Bill Tainter.

Bill and I joined the Guild and the Toy Build group at the same time and immediately came under the tutelage of Gig Lewis. Bill immediately displayed the skills of exacting and thorough woodworking no doubt developed in his career as a dentist. He has been a stalwart of the Toy group ever since. Bill has also been engaged in other community based activities of the Guild and has helped out with shop maintenance. Bill has his own quiet way of making a point, especially around safety "Do you think that's the best way to do that?" he'll say. He is one of

those people that you look forward to meeting in classes and volunteer activities. Bill took over responsibility for the Volunteer Appreciation Program and has not only run it effectively including managing the website, solicitation of hours, bird-dogging problems, expanding the catalog, and took on redesign of the Guild shop apron. The Guild is a better organization for Bill's contributions.

The Guild is pleased to present the May 2021 Gig Lewis Volunteer of the Month award to Bill Tainter.



THANK YOU

By Jeff Hilber

I like newsletters. They are appealingly handmade, like furniture. I clicked the link to read the latest Guild Newsletter and found my name in print. Thank you for the honor. Gig Lewis gave us all a model to follow. It puts a little pressure on those that will receive VOM in his name. For every VOM, there are fifty members accomplishing just as much.

My woodworking career started before I joined the Guild in the early 1980s; we had just switched to using charcoal to draw our designs on cave walls. Every positive advancement happened because of my involvement with the professionals in the Guild. Someone would say, "Take a look at what they are doing over there." Over there had much to discover.

The 2X4M was developed, the gallery and work in Japan, the annual furniture show, celebrity seminars, the confidence in our craftsmanship and more, all happened because of the Guild and its members' commitment to quality, curiosity and education that continues to this day.

When the Guild's newsletter was first published, there were barely 200 woodworkers in Oregon, with less than 100 in the Guild. Upon returning to the Guild, I found more than 1,000 members –and a Shop. Whoopee! This looks like fun.

While I no longer make furniture, being an Instructor is quite fulfilling. You can take the tree out of the forest, but you can't take the forest out of the tree.

Thank you!

GUILD CARHARTT VEST FOR SALE

From the last Volunteer Appreciation Program there is an extra Guild Carhartt Vest for sale.

It is a size SMALL (chest measurement 34 - 36 inches) and in the Carhartt brown color.



The vest is brand new and has the Guild Logo embroidered on the left chest area.

Normal cost is 100 dollars or 100 volunteer hours.

We are selling this at a 25% discount so for \$75 or 75 volunteer hours/points it can be yours.

Contact Bill Tainter if you are interested.

bill.tainter@guildoforegonwoodworkers.org

EVENING PROJECT BUILD SESSIONS OPEN NOW

By *Mike Sandmann*

Project Build is an established program within the Guild that has for years allowed woodworkers from all skill levels to get together once a week to learn from each other and build things for the benefit of the Guild. Some of our recent work has resulted in the new bench room cabinets and consumer items like jewelry boxes, serving trays, pizza peels for sale at the Gathering of the Guilds. Income from these sales go to support the programs of the Guild.

For years members have asked about an evening session. This has been especially important for members who work during the day but want to learn with other woodworkers in the shop. Mark Klein and Lee Davidson, two experienced woodworker members, have volunteered to lead an evening session Wednesdays 5:00 to 9:00. They will be starting 6/2/21 with a woven cutting board project that will practice each step of the process using milling equipment, table saw, bandsaw and router. Over the course of a few weekly sessions they will have several beautiful cutting boards for next year's Gathering of the Guilds while members will have gained knowledge about designing and building from raw wood to a finished product.

If you are interested in exploring the project build evening session please visit the Guild website calendar and regis-

ter. A white card is required and you can contact the leaders for further information.

Mark Klein Markdavidklein@gmail.com

Lee Davidson Lee.davidson57@gmail.com



GOOW STORE FRONT - PROJECT PROPOSAL

Roger Crooks

With our experience from Gathering of the Guilds (GOTG) show and our Estate Team sales, we are looking at offering a new benefit to our Professional members – help selling their products and services online. When we were initially looking for a shop, one of the features on the “Wish List” was a storefront to sell products. Obviously, that did not happen but with buying online now being well-accepted we are looking at offering this capability.

The model is similar to how the GOTG show was run (<https://www.nwguildsshowcase.com/>). People started on that site which listed all the vendors and then provided a link to the vendor's personal website or Etsy page.

The proposal is as follows.

- ♦ The Guild (GOOW) will offer a mechanism to link to your selling site – either your website or your Etsy page.
- ♦ This will be a new website developed just for this purpose and the Guild's website will link to the new website – Working name is “GOOW Store Front.”
- ♦ All selling and shipping remains the vendor's responsibility.
- ♦ The Guild provides this as a free benefit for Professional membership, no commission is collected on sales.
- ♦ The Guild will promote the offering on social media.

We will conduct a quick poll in the coming week. Please respond to the Poll so we can discuss it at our next board meeting.

JUST IN TIME FOR FATHER'S DAY

New Items Available in the Estate Assistance Online Store

The Estate Assistance team has been very busy across the spring, helping families pass on tools and materials that are no longer in use. As part of these efforts, we have added about 70 new items to the Estate Assistance Online Store, now available for purchase by members. This batch of items includes many hand tools in very good working condition, including planes, chisels, marking and measuring devices, and others.

As always, items can be viewed and purchased with the touch of a button. And remember, purchases from the store help support the Guild and our member families. To get to the store, select Community Outreach on the home page main menu, then Estate Assistance, then Estate Assistance Store, or click here <https://guildoforegonwoodworkers.org/Online-Store>

Get ready to pounce on a good deal or two. Prices are set to sell quickly, and the deals won't last long!

Any questions about the Estate Team? Want to be a volunteer? Contact the Estate Assistance Program Coordinator at charlie.meyer@guildoforegonwoodworkers.org

SHOW & TELL

LATEST BUILD

Michael Molinaro

A faithful replica of the iconic 1918 Red and Blue chair by Gerrit Rietveld, a Dutch cabinet maker then architect. Rietveld shunned the traditional furniture styles of his father to embark on his own. This chair was unfinished for the first few years of production until Rietveld employed Mondrian's color theory. He was a founding member of the "De Stijl" movement which gave rise to Bauhaus and the International Style of architecture.

You never know where a simple woodworking project will lead. Keep building.



SUSTAINING OUR FORESTS

By Gary Weeber

We had an excellent presentation by NW Sustainable Wood at our April Monthly Program meeting. Among other things we were informed that they only sell lumber that is certified by the Forest Stewardship Council.

Since we all have an interest in having wood (woodworking without wood is like playing football without a football) I thought I would check out the FSC a bit. I thought you might be interested in what I found.

The FSC-US is a non-profit organization based in Minneapolis, Minnesota and is the national office of FSC-International. It was founded in 1993.

The Forest Stewardship Council mission is to promote environmentally sound, socially beneficial, and economically prosperous management of the world's forests.



According to the FSC: "Our vision is that we can meet our current needs for forest products without compromising the health of the world's forests for future generations.

Principles & Criteria

To achieve our mission and vision, FSC has developed a set of 10 principles and 57 Criteria that apply to FSC-certified forests around the world. The Principles include the following:

- **PRINCIPLE #1: COMPLIANCE WITH LAWS AND FSC PRINCIPLES** - Forest management shall respect all applicable laws of the country in which they occur, and international treaties and agreements to which the country is a signatory, and comply with all FSC Principles and Criteria.
- **PRINCIPLE #2: TENURE AND USE RIGHTS AND RESPONSIBILITIES** - Long-term tenure and use rights to the land and forest resources shall be clearly defined, documented and legally established.
- **PRINCIPLE #3: INDIGENOUS PEOPLES' RIGHTS** - The legal and customary rights of indigenous peoples to own, use and manage their lands, territories, and resources shall be recognized and respected.
- **PRINCIPLE #4: COMMUNITY RELATIONS AND WORKER'S RIGHTS** - Forest management operations shall maintain or enhance the long-term social and economic well being of forest workers and local communities.
- **PRINCIPLE # 5: BENEFITS FROM THE FOREST** - Forest management operations shall encourage the efficient use of the forest's multiple products and services to ensure economic viability and a wide range of environmental and social benefits.
- **PRINCIPLE #6: ENVIRONMENTAL IMPACT** - Forest management shall conserve biological diversity and its associated values, water resources, soils, and unique and fragile ecosystems and landscapes, and, by so doing, maintain the ecological functions and the integrity of the forest.
- **PRINCIPLE #7: MANAGEMENT PLAN** - A management plan — appropriate to the scale and intensity of the operations — shall be written, implemented, and kept up to date. The long-term objectives of management, and the means of achieving them, shall be clearly stated.
- **PRINCIPLE #8: MONITORING AND ASSESSMENT** - Monitoring shall be conducted — appropriate to the scale and intensity of forest management — to assess the condition of the forest, yields of forest products, chain of custody, management activities and their social and environmental impacts.
- **PRINCIPLE # 9: MAINTENANCE OF HIGH CONSERVATION VALUE FORESTS** - Management activities in high conservation value forests shall maintain or enhance the attributes which define such forests. Decisions regarding high conservation value forests shall always be considered in the context of a precautionary approach.
- **PRINCIPLE # 10: PLANTATIONS** - Plantations shall be planned and managed in accordance with Principles and Criteria 1-9, and Principle 10 and its Criteria. While plantations can provide an array of social and economic benefits, and can contribute to satisfying the world's needs for forest products, they should complement the management of, reduce pressures on, and promote the restoration and conservation of natural forests."

As we purchase wood for our projects, we consider many factors including type of wood, price, available dimensions, figure, etc. One other factor to consider may be where that lumber comes from and how well that lumber source is managed.

Available research on the effectiveness of the FSC on deforestation appears to be limited but results so far appear to be positive, indicating that the organization is having an impact worldwide on deforestation.

So, perhaps all of this is something to think about as we approach the purchase of wood for our next project.

ARE YOU MISSING A WOOD RASP?

A nice wood rasp was found in the Annex. No name on it. Possible was used during Bird House Community Project.

If you think it may belong to you please contact Bill Tainter at: bill.tainter@guildoforegonwoodworkers.org

SPECIAL REQUEST: INCENSE CEDAR SHAVINGS FROM SOUTHERN OREGON

I'm a 72-year-old woman living in Southern Oregon looking for incense cedar shavings. I use the shavings to put in small bags to store with quilts, winter clothing, etc. Can't handle mothballs.

Years ago on a visit to my home state of Texas my Mom (now 92) and I took a trip to a little town in SE Texas and found an incense cedar woodworking shop there. Beautiful furniture and the smell was heaven (I grew up around a lot of cedar chests). I was able to get a whole garbage bag full of shavings that lasted me for years. My dad, a vet, was a woodworker who passed away several years ago... he took up woodworking after medical retirement being a design engineer. He made us cedar chests of all sizes, had access to a little incense cedar forest near their house in Texas. So he would go harvest a few trees at a time, mill them, and start making wonderful pieces.

I would really appreciate your assistance with this and will pay postage.

Best Regards,
Pam J Cooper 541-821-7815

NEWS FROM CARBIDE SAW

By Mark Sherman

Dear Guild Members,
Carbide Saw is a Guild sponsor. I am lucky that they are located down the block from where I live. Well, actually 30 short blocks. It's close and a great resource for saw blades, router bits, and almost any sharpening you may need.

Last week I found out that Tad, one of the owners, had a stroke about a year and a half ago. Carmen, his wife, is doing a great job running the business and whoever is doing their sharpening is pretty darn good. I just ordered a new band saw blade and their turnaround was one day and a recent order of a router bit also only took a day.

I asked Carmen if I could let the Guild know about Tad and she said it was fine. He is slowly recovering and doing better. However, he does not have the use of one of his arms. He is able to take short walks and continues to slowly recover.

If you have anything that needs sharpening, even kitchen knives, please consider using their services. It would really help Tad and Carmen out. They have an excellent selection of bandsaw blades and which can be cut/welded to any length you need. I have several of their FS Tool blades and a dado set for my miter saw and table saw.

They're good people. Help them out if you can and say hi to Carmen. Check their hours on Friday as I think they close around noon.

Thanks,

Carbide Saw
4040 SE Division St.
Portland, OR 97202

CARBIDE SAW
Sales & Sharpening



THANK YOU

The Guild would like to thank and recognize the following for their generous donations to the Guild:

Stephen Capps, Virginia Benware, Larry Wing, Carol Golec, Brian Biehl, Loren Wilson, Joe Wheaton, Rob Miller, Gary Davis, Adrian Vahidi, Josh Prewitt, Jerry Scott, Sarah Livingstone, Randy Bradbury, Charles Cook, Ken Hall, Ben Anderson, Craig Umanoff, Jeff Ruggiero, James Garrison, Joan Richard, Cutting Edge Wood Creations, Frisbee Frisbee, Stephen Oliver, Manfred Baetscher, Lorena Dreyer, Derrick Gillan, Mark Jenkins, Joe Thiele, Karl Christoffers, Rebecca Amann, Marty Lawrence, Bob Fitzsimmons, Jack Fravel, Ivan Lobacher, Brian Conroy, David Rhoadarmer, Jerome Bier, Maggie Patterson, Floyd Roell, Pat Wheeler, Susan Ruff, Gary Blumenthal, Walter Hodges, Charles

Rinehart, Iman Al-Baqami, David Mealey, Bruce Schafer, Miriam McCulloch, and Jeff Chenoweth.

Also special thanks from the editor to Rick Berger and Shelley Kick in Arizona who gave a donation to the Toy Team in memory of Gig Lewis.

If you would like to join this illustrious group,

Click: "Donate" at guildoforegonwoodworkers.org

Mail: Guild of Oregon Woodworkers P.O.Box 80922
Portland OR 97280

Email: treasurer@guildoforegonwoodworkers.org

CALLING ALL ARTISTS!!

THE OREGON CITY FESTIVAL OF THE ARTS DEADLINE FOR APPLICATION JUNE 10TH

The Three Rivers Artist Guild is approved to hold the annual Oregon City Festival of the Arts on August 14, 15 this year. This is a 2-day Festival with 55 Artists' booths, all day entertainment, a silent auction, children's craft corner and food vendors. The festival attracts approximately 2500 people over the weekend. It is an outdoor Festival and held at the End of the Oregon Trail Interpretive Center located at 1726 Washington Street in Oregon City. Artists who apply will be juried for selection into the Festival due to limited space available.

Application deadline is June 10th 2021. Details and application are available at <https://www.threeriversartistguild.com/call-for-artists-2021-oregon-city-festival-of-the-arts/>.

Trieste Andrews 971-322-8610



LETTER TO SAWSTOP

Matt Howard
SawStop
11555 SW Myslony Street
Tualatin, Oregon 97062

Mr. Howard;

I was an early buyer of an industrial level SawStop and am now retired. There is an improvement that SawStop can make in the contents shipped to customers. Two people I know have recently bought SawStops, my dentist and a contracts attorney, and both immediately discarded the long plastic pushstick that you send to buyers. It is ineffective and somewhat dangerous to use given the vectors involved in rip cuts.

When I was working and teaching woodworking, with Woodwork magazine I developed a simple and highly effective safety pushstick for ripping cuts. While my business was active I sold the items through a San Francisco lumber yard. Since retiring I give them away for free. The article about them is enclosed, as is a copy of my resume.

I would be delighted to show the pushstick to your product manager in a demonstration in your facility. The current model differs slightly from the article and might be eligible for a design patent.

Sincerely, John Sheridan

SOUTHEAST PORTLAND TOOL LIBRARY

My name is Eric Baxter. I am on the Board of the Southeast Portland Tool Library (SEPTL). If you don't know about our organization you can take a quick look at our website as www.septl.org.

Recently we received a very generous donation from a community member of three standing woodworking machines in excellent condition. We are guessing that they are roughly 8-10 years old but by looking at them they look almost brand new with very few run hours on them. Because SEPTL only loans out portable electric and hand tools from our library we are selling these three machines to raise funds for our operations. Could we put a notice in your upcoming newsletter regarding the sale of these machines?

The three machine are as follows:

Jet Horizontal/Vertical Edge Sander - EHVS-80CS
We are asking \$800 for this tool.

Delta 17" Laser Drill Press - MOD 17-959L
We are asking \$500 for this tool.

Jet 14" Deluxe Pro Bandsaw JWBS-14DX PRO
We are asking \$800 for this tool.

Prices are firm for now. Payment can be made with a check or a credit card. Checks payment will require us to deposit the check and have it clear the bank prior to release of the tool. If purchased, one tool library volunteer will be available to assist buyer (s) with loading tool onto an appliance hand truck or furniture dolly and removing it from our library location to the street. Tools are at least 200 pounds each. Purchaser will be responsible for loading the tools into their own transportation vehicle.

Please contact eric.b@septl.org for questions or to arrange a showing.



THE GUILD IS PROUD TO BE SPONSORED BY:

The Guild is grateful to be supported by numerous local businesses, our sponsors. Please patronize them when you can. Most offer some kind of discount to members, with some restrictions. We hope you will thank them for their support when you are at the cash register. *Click on their logos below to go directly to their website.*



CARBIDE SAW
Sales & Sharpening

