

NEWSLETTER FOR THE  
**GUILD OF  
 OREGON  
 WOODWORKERS**

**OREGON  
 WOOD  
 WORKS**

Vol. #39, Issue 7  
 July 2022  
 Portland Oregon

**IN THIS ISSUE**

<b>President's Note</b>	3
<b>Guild Business</b>	4
<b>Education</b>	6
<b>The Shop</b>	9
<b>Volunteer Corner</b>	12
<b>Community Service</b>	13

**ANNUAL SUMMER GUILD PICNIC**  
**TUESDAY, AUGUST 23 - 6:00pm to 9:00pm**  
**Tigard Summerlake Park,**  
**11450 SW Winter Lake Drive, Tigard**

It's that time of year for an annual picnic. Each August, we have a Guild Picnic in August in lieu of our monthly meeting, but this year we couldn't get the third Tuesday, so the picnic will be on the fourth **TUESDAY, AUGUST 23rd**. Come one and all out to spend the afternoon with other Guild members and their families. There will be great people, food, and (nonalcoholic) drinks. What could be better? Feel free to bring your kids or grandkids; there is a great play structure right next to our picnic shelter. The City of Tigard recommends mask wearing for COVID if you're not vaccinated.



We again have the pleasure of meeting at [Summer Lake Park in Tigard, OR](#). There is parking just to the east of the shelter or on the street. The park has a wonderful covered pavilion reserved for us and the setting could not be more beautiful. The Guild will provide a main dish (probably chicken), beverages, and tableware. Just bring another dish of your choice (with serving utensils) to share. Feel free to bring nonalcoholic drinks if you wish.

**Show & Tell:** We will have a show and tell, so bring your show and tell items for display before and during the meeting. Please share your design, construction, or finishing ideas with your fellow members.

**What to bring:** Bring *chairs*. There will likely not be enough seating at the existing picnic tables, so please bring along chairs for you and your guests. And bring a *dish to share*, along with serving utensils

**Picnic Schedule:**

- 5:00 – Setup
- 6:00 – Social time
- 7:00 – Picnic
- 8:30 – Tear down, clean up, and goodbyes

**How to get there:**

**From Hwy 217:** Take the SW Scholls Ferry exit and head west. Proceed about two miles to SW 130<sup>th</sup> Avenue, then turn left. Head south on 130<sup>th</sup>, which changes names to Winter Lake Drive as it starts to wind around the park (about 1/4 mile). Wrap around the park about half way and watch for the pavilion and people on your left. Park along the street.

**From Hwy 99W:** Turn west off of 99W onto SW Walnut Street and continue for a little over a mile to SW 128<sup>th</sup> Avenue, then take a right. Follow SW 128<sup>th</sup> Avenue till it forms a T-intersection at SW Winter Lake Drive, then turn left. The pavilion is three blocks up and on the right. Park along the street.

**Questions?** If there are any questions, please contact Joe Wheaton at 614-893-6219 or [joe.wheaton@guildoforegonwoodworkers.org](mailto:joe.wheaton@guildoforegonwoodworkers.org).

**The Guild of Oregon Woodworkers is...**

..., a group of amateur and professional woodworkers committed to developing our craftsmanship.

*Our Mission: To promote the craft of woodworking to the woodworkers of today and tomorrow.*

*Our Vision: A community of woodworkers that provide significant opportunities to develop, practice, enhance, and share skills.*

*The Guild offers many benefits for members, including:*

- ◆ Monthly programs
- ◆ Monthly newsletter
- ◆ Weekly Volunteer Special Interest Groups (SIGs)
- ◆ An education program to help members develop woodworking skills through a variety of hands-on and lecture classes
- ◆ Sponsor discounts
- ◆ Woodworking shows (such as Gathering of the Guilds)
- ◆ Network of business partners.
- ◆ A woodworking shop
- ◆ A network of friends and opportunities to volunteer and make a difference in our community

*What you can do for the Guild*

- ◆ Volunteer your time to contribute, assist, organize, lead, teach
- ◆ Take a class
- ◆ Contribute your knowledge

**Guild Officers**

President -----Ed Swakon  
 VP for Programs -----Carol Boyd  
 VP for Member Support----Julie Boyles  
 Secretary -----Michael Bourgo

**Directors**

Finance -----Tom McCloskey  
 Planning-----Paul Ehrlich  
 Shop Operations -----Aboo Balgamwalla  
 Education-----Gary Weeber  
 Community Outreach-----Tim Moore  
 Membership-----Mike Sandmann  
 Volunteers-----Charlie Meyer  
 Communication-----Bland McCartha

Newsletter Editor/Publisher.....Linda Howarth

*For more information see the Guild website or visit the shop.*

Guild Shop - 7634 SW 34th St, Portland, OR 97219  
[Guildoforegonwoodworkers.org](http://Guildoforegonwoodworkers.org)



**WELCOME NEW MEMBERS**

Welcome to our newest **45** members. We're happy to have you with us and hope you'll make a regular appearance at the monthly program (online or in-person), contribute articles to the newsletter, and volunteer in other ways.

- |                    |                         |
|--------------------|-------------------------|
| Thomas Abbott      | Maria Kallman           |
| Eric Bell          | Michael Kelley          |
| Stephen Brown      | Van Landrum             |
| Kelly Burgess      | Stefan Law              |
| Iain Burton        | Sarah Mattocks          |
| Beth Conyers       | Kenneth McCormick       |
| Adam Cook          | Merridy McDaniel        |
| Bamba Cuesta       | Monica Njoroge          |
| Figueroa           | Antonia Personette      |
| Kathleen Day       | Nathan Petts            |
| Cristina de Mattos | Ernesto Picasso         |
| Melissa de Mattos  | Sarah Purce             |
| Chris Ferrin       | Mizan Raheem            |
| Leilani Gibson     | Samir Randolph          |
| Robert Gladwin     | Joanne Rekow            |
| Justin Godoy       | Kevin Schock            |
| Robin Godoy        | Garret Segraves         |
| Daniel Greenberg   | Nathan Shattuck         |
| Emmanuel Greenberg | Steve Smallwood         |
| Malti Greenberg    | Steven Kelley Alexander |
| Nathan Greenberg   | Smith                   |
| Clayton Hartmann   | Nanwei Su               |
| Dennis Inouye      | Donna Wolf              |
| Richard R Jacobson |                         |



Don't forget to use Amazon Smile for your Amazon purchases. Every purchase results in a donation when you select the Guild of Oregon Woodworkers as the non-profit recipient!

## NOTES FROM THE GUILD PRESIDENT



*By Ed Swakon, President*

*July General Meeting*

On July 19th we held our monthly general membership meeting at the Multnomah Art Center (MAC), with the presenter Martin Vlach with a presentation on how he built his Columbia River Table. The creation of this table was far more involved than I ever imag-

ined when I first saw the table. Martin is a Guild member I encourage all of you to watch his presentation on the Guild's YouTube Channel (<https://www.youtube.com/channel/UC5GaPRLd3X7hIRViGFxcUeA>). Thank you, Martin.

As we continue to meet at the MAC for future general meetings, I'd like to encourage everyone to bring items they've made to the meetings and share them with the group. A show & tell.

*Capital Campaign*

Our Capital Campaign continues as does our work on getting the new studio space ready for use. Our goal is to raise \$150,000 by the end of the year, and we're about 45% of the way there. While we are at 45% of the dollar total, we are only about 10-15% of member participation. This part of the fundraising effort focuses on our members.

It's your Guild and we would love to say that everyone contributed. I want to ask everyone to donate what they can to make improvements to our shop spaces and expand our educational offerings. As we expand our fundraising efforts into the community and seek philanthropic grants, participation of our membership in our fundraising is important. Please give what you can.

An ongoing thank you to everyone working hard to make the new studio space ready for our members.

*Volunteers Needed*

After a two-year hiatus, the Guild will be participating in Multnomah Days in the Village and the Clackamas County Fair in Canby. We will have a booth at Multnomah Days where we will have the opportunity to tell the public about the Guild and sell items from our toy build and project build groups. At both Multnomah Days and the Clackamas County Fair, we will be building birdhouses with kids. Each of the events has a morning shift and an afternoon shift.

It's great fun and we need your help.

*August Picnic*

It's summertime and there will not be a general meeting in August. Instead, we will have a picnic on August 23 from 6 -9 PM at Tigard Summerlake Park, 11450 SW Winter Lake Drive, Tigard, OR. Please come join us for a very casual gathering with your fellow woodworkers.

## GUILD GEAR AVAILABLE

Would you like to enhance your membership with some nice Guild Gear?

The Guild Catalog will be open for a short time to all members to order Guild Gear from Monday August 1st to Sunday Night August 7th. Payments for the Gear you order can be made by Pay Pal or credit card when you check out from the cart.

Please be aware that these items are custom-made for the Guild so there are no exchange or return options if you do not like the color or if it does not fit. There is sizing and color information for most of the products in the Catalog. Most of the products run true to size but be aware that some of the items made from 100% Pre-shrunk Cotton will still shrink just a little when laundered.

An order for your items will be placed with our vendor and it will take about a month for the production and shipping. They should be available for pick up in the Guild Shop in mid-September. An email will be sent to you when the items are ready to pick up.

Here is the link to the catalog on the Guild Website.

<https://guildoforegonwoodworkers.org/Volunteer-Ordering-Catalog>

The images below are just a small sample of the items you can order.

HAPPY SHOPPING





## Statement of Account January - June 2022

Revenue

Administration	\$56,482
Community Outreach	\$65,975
Education	\$50,216
Membership	\$36,455
Shop Operations	\$13,454
<b>Total Revenue</b>	<b>\$222,582</b>

Expenses

Administration	\$45,509
Community Outreach	\$49,045
Education	\$27,714
Membership	\$2,000
Shop Operations	\$4,194
<b>Total Expenses</b>	<b>\$128,462</b>

**Total Net Assets            \$94,120**

## Statement of Condition June 30, 2022

Cash Assets

Cash Boxes	\$ 200
Facility Fund	\$90,819
General Fund	\$83,680
Reserve Operating Fd	\$77,000
Restricted Donation Fd	\$ 3,275
Scholarship Fund	\$ 13,794
PayPal	\$ 3,688
<b>Total Cash</b>	<b>\$272,456</b>

Other Assets

Tenant Security Deposit    \$ 7,637

**Total Assets                            \$280,093**

**Total Liabilities                        non**

**Questions or Comments Welcome:**

**treasurer@guildoforegonwoodworkers.org**

## GRASS ROOTS GANG



*By Gary Weeber*

As members of the Guild of Oregon Woodworkers, we are all making an investment in the future of the Guild. We might look at our involvement as being more than just members...and more as 'owners'. It is our privilege and responsibility to support, feed, and water this woodworking family so it can grow and reach its potential. This really is not 'the Guild'. It is your Guild.

How do we do that? We volunteer. We pay membership dues. We use it. We take classes. We meet and share our talents with others like us. And so, we donate. We help each other help our Guild grow and prosper.

Financially, these are hard times for many of us and we know it may be a difficult time to make that donation investment in the Guild's future. But this is also one of those special times as 'owners' when we need to invest.

We want to shine a light on what we are calling the Grass Roots Gang. No, it's not a real gang, but it is a very large group of members that are donating as little as \$20 to help us grow. We are looking for gang members and we hope you are one of them that will help seed our future.



If you are able to join the Grass Roots Gang, please donate. It is easy. Just go to <https://guildoforegonwoodworkers.org/page-1863374>. Your donation will automatically go to the capital campaign.

**Join the Grass Roots Gang** and know that you have invested in your Guild's future.

## 2022 CAPITAL CAMPAIGN

*By Jesse Smith*

Our **2022 Capital Campaign** is moving along. To date we have raised over \$60,000 from our members. A number which is over a third and quickly approaching half our goal of \$150,000. We grow a little each day.

We are also soon to take possession of our expanded 'digs' and the new work of building our classroom space and updating the current studio workspace will begin in earnest. In the coming weeks we will have graphics of the planned improvements on display to fill in the details and answer any questions you may have. A picture is worth many a word! If you still have questions, please let us know.

The bottom line now is we need our members to fund OUR Guild. We have been fortunate to receive several larger financial gifts. And we want everyone to know that our Guild Board also is 100% on board with their individ-

ual contributions to the campaign. We hope this good fortune encourages all other members to contribute amounts which reflect the importance of the Guild to *them* and what *they* think of the Guild's work in the community today.

Our woodworking skills classes, our non-profit partnerships, our community outreach and focused activities; our SIG groups, estate sales, and studio space all help define who we are. They also help cultivate our industry partner relationships and build a stronger craft community across Portland.

We hope to reach our goal quickly. And we need your financial support to get us there! Please help. Go to our homepage and click on the donate button or you can follow this link: <https://guildoforegonwoodworkers.org/page-1863374>.

## DONORS TO THE CAPITAL CAMPAIGN

*Donor List as of 7/23/2022*

Jennifer Baek , Charles Fanto, Susan Ruff, Amitav Kama-  
ni, Bruce Shafer, Bland McCartha, Floyd Roell, Jerome  
Bier, Keith Burgess, Ed Swakon, Anonymous, Aboo Bal-  
gamwalla, Tom McCloskey, Charles Rinehart, Andrew  
Toland, Carol Boyd, , Jack Peterson, Julie Boyles, Tim  
Moore, Roger Crooks, Mike Sandmann, Sue Sanford,  
Anonymous, Charlie Meyer, Dennis Brown, Gary Weeber,  
Benjamin Ertischek, Dennis Brown, Colin O'Reardon,  
Cindy Kollofski, Ryan Maddox, Gerry Engel, Robert Har-  
grave, Becky Hurd, Michael Kiple, Kurt France, Chris  
Corich, Ryan Gibson, Steve Moore, Brian Carroll, Steve  
Bauer, John Gustafson, James Kerr, Robert Tracy, Jean  
Zylka, Ray Curtis, Pete Markantes, Steve Poland, Larry  
Wade, Larry Wing, Boyd MacNaughton, Bill Ryan, Ken  
Nolan, Flora Lee, Amazon Smile, PayPal Giving, Janet  
Bain, Mark Morford, Miguel Gomez-Ibanez, Daniel  
Tariku. Jon Harvey, Bruce Doerr, Heidi & Dylan  
McNamee, Philip Grote, John Sheridan, Phil Scott, Frank  
Cercione, Kenneth Shulz, Robert O'Connor, John Lally,  
Raymond Honerlah, Paul Lemieux, Richard Rohrbaugh,  
Carol Boyd, Mark Klein, Jerome Bier, Patrick Chapman,  
Joseph Black, Robert Tracy, Stephen Walton, Joseph Je-

drychowski, Bob Peterson, Dick Harbert, Todd Bradley,  
Alison Reyes, Stephen Wallmark, Allan Parachini, Mi-  
chael Bourgo, Don Bray, Joe Fram & Bonnie Birch, Bill  
Tainter, Kayleen Kusterer & John Cushing, Guy Harsh-  
barger, Anonymous, Lorin Rice, Anonymous, Dick Meiss-  
ner, Woodcrafters, Gwendolyn Hunt, Vince Corbin, Robert  
Mack, Martin Vlach, Jesse Smith, Holland Golec, Alvin  
Arnsten, Charles De Rousie, Patricia Wheeler. Kenneth  
Fairfax, Manfred Baetscher, Bob Sokolov, Clete Temple-  
ton, J Patrick Stevens, Steve Anderly, William Fischer,  
Kevin McDonald, Maris Thompson, Emarie Lee Vandrer,  
John Gufstason, Steve McGowan, John Pearson, Robert  
Tompkins, Mallory Moore, Walter Hodges, James Garri-  
son, Anonymous, Mary Nolan, Julia Nigro in memory of  
James Hargens, Greg Lifton, Sarah Livingstone, Joe  
Wheaton, Matt Grommes, Tom Phillips, Scott Schroeter,  
Kevin Koch, Michael Braschayko, Linda Maroney in hon-  
or of Pat Wheeler, Lisa Kahlman, Donald Duncan, Joseph  
Wikoff, Edmund Ferguson, Robert Tracy, Brent Osborn,  
Micah Stolowitz, Albert Belais, Keith Burgess, William  
Cogswell, Sid Stuart, Tom Westover, Brent Osborn, Tom  
Becker, Jake McMillen

## GUILD CLASSES

### ONLINE

[Carving Guild: Stropping for Beginners](#) 8/10 10am (In-person or Online)

[Weekly Carving Conversations](#) 9/1 9am (Weekly on Thursdays starting in September)

### IN PERSON CLASSES & SIGs

Classes require a shop card and shop certification. SIGs only need a shop card. Classes with openings are listed here; go to the [website](#) to add yourself to waitlists.

[Hand Tool Series: Hand Joinery Fundamentals](#) 8/6 9am Guild Shop, Michael Bourgo

[Basics of Connecting Wood with Metal](#) 8/6 1pm Guild Shop, Tim Moore

[Hand Tool Skills: Making a Simple Pencil Box](#) 8/11 & 20 Guild Shop, Ruth Warbington

[Sharpening Chisels and Plane Irons](#) 8/16 1pm Guild Shop, Mike Chia

[Hand Tool Series: Joinery - Mortise and Tenon](#) 8/18 6pm Guild Shop, Michael Bourgo

[Hand Tool SIG](#) 8/24 6pm Guild Shop, Michael Bourgo

[Hand Tool Series: Joinery - Dovetails](#) 8/25 6pm Guild Shop, Michael Bourgo

[Women's SIG](#) 9/1 5pm Guild Shop

### INTRODUCTION TO GUILD SAFETY

New members: This is how you get your shop card. The Guild Safety class is a prerequisite to all others and to participating in hands-on [Community Projects](#) groups. There is pre-class work, so bring your homework to class. (Classes currently full, but add yourself to the waitlist.)

### SHOP CERTIFICATION

You must complete "Intro to Guild Safety" before taking these classes. If you are new to woodworking, you then take "Getting Started-Shop Safety for Beginners: Hands On with Portable Power Tools" before taking Shop Certification classes. (Currently, Shop Certifications classes are full, but please add yourself to the waitlist on the calendar.)

[Advanced Tool Training - Router and Router Table](#) 8/7 5pm Guild Shop, Bill Hamilton

[Getting Started - Shop Safety for Beginners](#) 8/16 8:45am Guild Shop, Jeff Hilber

[Advanced Tool Training - Router and Router Table](#) 8/23 5pm Guild Shop, Bill Hamilton

[Core Tool Certification- Afternoon](#) 9/6 & 13 1pm Guild Shop, Dennis Dolph

[Core Tool Certification- Evening](#) 9/6 & 13 5pm Guild Shop, Mark Klein

Upcoming classes are posted on the bottom right of the [Woodworking Classes](#) page.

For the full list of education and shop training classes go to:

[GUILD EDUCATION CALENDAR](#)



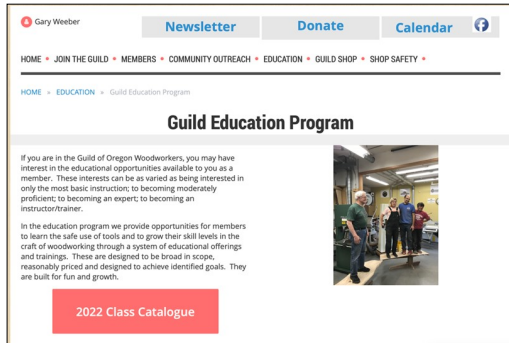
*A piece by Miguel Gómez-Ibáñez. [See page 8 for info about class.](#)*



## WHAT'S UP WITH ED?

By Gary Weeber, Education Director

**WE HAVE A CATALOGUE!** It is with considerable pleasure that we announce the arrival of a Class Catalogue on our website. You will find it here: <https://guildoforegonwoodworkers.org/page-1863362>. When you go to that link you will find a page that looks like this.



All you do is click on 2022 Class Catalogue and it will download the catalogue for you. This catalogue shows the classes the Guild is offering that compose our standard array of classes. By standard, it means that these classes will ideally be offered more than once annually. Other classes will be offered on an individual basis that are not included in this catalogue.

The classes are divided into two major categories: **Safety and Woodworking**. All class categories include various techniques and skills involved in woodworking.

The catalogue provides the name of the class; the instructor (s) name(s); the prerequisites to take the class; and a description of the class. The 2022 catalogue includes the following classes:

**SAFETY CLASSES**

- Intro to Guild Safety
- Getting Started
- Core Tool Certification
- Core Tool Practice
- Advanced Tool Certification – Router/Router Table
- Advanced Tool Certification – Sliding Table Saw
- Advanced Tool Certification – Multi-Router
- Advanced Tool Certification – Panto-Router
- Advanced Tool Certification – Wide Belt Sander

**WOODWORKING CLASSES**

**The Basics of Fine Woodworking Series**

**Hand Tools Classes**

- Introduction to Hand Tools
- Hand Saw Fundamentals
- Hand Joinery Fundamentals
- Hand Plane Fundamentals
- Edge Tool Fundamentals
- Hand Joinery – Dovetails
- Hand Tool Practice
- Sharpening Chisels and Hand Planes
- Leather Making for Woodworkers
- Coasting into Kumiko

**Skills/Projects-Intermediate**

- Table Saw Clinic
- Band Saw Clinic
- Build a Table in a Day
- Bolstad Table Class
- Build a Stake-Leg Stool
- Veneer Table Lamp

**Skills/Projects-Beginners+**

- The Basics of Milling

Our plan is to update the catalogue annually so that everyone is aware of this standard set of classes that has been planned for that year. Now, you can easily see what we are planning for the year with standard offerings and if someone asks you... “So what kinds of classes does the Guild offer?”...you can point them to the answer.

This catalogue is not connected to the specific classes that are currently being offered. For that, you still need to just check out the calendar and sign up.

We hope this will be helpful to you as you plan your education woodworking journey with the Guild.



July 3 & 17, 2022.  
*Introduction to Guild Safety classes.*

## GOING CASUAL WITH MIGUEL – QUESTIONS ON DESIGN

By Gary Weeber, Education Director

Are you working on something and find yourself scratching your head about how to design it? Do you have specific questions about design as you think about the role of design in woodworking? *We may have something to offer that you don't want to miss.*



Over the years, the Guild has been able to build relationships with some of the best woodworkers in the world. These relationships are precious, both personally and 'professionally'. One of our most valued and talented friends is Miguel Gómez-Ibáñez

Miguel Gómez-Ibáñez is a nationally recognized professional who has developed a depth of knowledge and experience in woodworking that most of us could only dream about.

He is known for his work as a designer and maker of studio furniture and has served on the Boards of multiple organizations including The Furniture Society, the Haystack Mountain School of Crafts, and the American Craft Council.

Miguel is also a past president of the North Bennet Street School and has the distinction of being the only school graduate who also then served as president. During his ten-

ure, he led the organization through a major upgrade to larger and improved facilities, all part of a \$28 million development project. He developed multiple community partnerships in the process including providing woodworking/shop classes for youth in the local school system.

Miguel's experience includes being a founding principal of a Boston architectural practice specializing in historic preservation and design for people with special needs. His own work has been featured in numerous journals including American Craft and Fine Woodworking.

A few years ago, Miguel spent most of the summer in Portland and spent time in our shop mentoring members. This time, you have the opportunity as a member to connect with Miguel in another way.

We are offering a free class to members called *Questions on Design With Miguel*. It will be a two-hour casual session and you are encouraged to bring your own project that you may have questions about. If you want to just ask questions about design, that is OK too! Due to the size of the bench room and nature of the topic, we are limiting this session to 12 students.

The class is now being posted for sign-up. It will be on Saturday, August 13, from 1-3pm at the Guild Shop. Cost: Free.

This is a great opportunity exclusively available to Guild members. Sign up now because it won't be available long!

## Meet The Guild's Instructors

### Dennis Dolph

By Gary Weeber

If you don't know Dennis Dolph...you should. Dennis has been a tremendous contributor to the Guild for almost 20 years and continues to serve in many ways.

Dennis' professional background was in non-profit management. His woodworking history, however, began with what he learned from his grandfather who was a profession turner. During his professional career, Dennis engaged in woodworking as time would allow and really looked forward to being able to invest more of himself in woodworking upon retirement.

After retiring, he started spending more time woodworking in his own shop but soon tired of his own company. Within months, he went to a Guild demonstration that was held at Woodcraft. He left that demonstration knowing the Guild was an organization he wanted to be a part of.

Upon joining the Guild, Dennis was soon involved in the community service work and began volunteering time in the

Education program. He recalled that at one point he was the class manager and, at that time, the goal was to have 12 classes per year!



He has been a long-time instructor and has taught stool-building classes and making a sliding lid box (with hand tools). He was also one of the regular instructors in the original Basics of Fine Woodworking series. Dennis has been teaching the tool safety class for the Guild for some time and is one of our most regular and valued instructors for the Core Tool Certification classes.

Dennis is a great example of what makes the Guild special. Next time you see him, say 'thanks'.



## A TYPICAL DAY IN THE SHOP - 7/21/2022

By Steve Poland

Maybe I'm just a bit geeky, but I love catching these "action pics" in the shop.

First up today, racking up a 2<sup>nd</sup> to personal best, was **Jesse Smith** who only put about 35 clamps in use, (he said his PB is over 70 ). Jesse is in regularly to size and glue-up



turning blanks for his addiction to turning bowls. It might be disrespectful to call him Jesse Clampit though.



I wish I'd caught some of the project **Steve Karlik** was working on, which will be a coffee table made up of great pieces from the cut-off bin at Goby. Had fun helping him figure out how to trim about a dozen cross grain 2"x2" paired glue-ups that were random lengths, but needed to be trimmed so they were all equal length. It was complicated by the need to have the central glue line exactly half way up the short leg piece. Steve clamped the group together with the center of length glue line of each piece aligned. Both edges of the stack were uneven, so the stack couldn't be simply ripped on the table saw. We ended up pin-nailing a plywood overlay piece to create a straight-edge on one side that allowed for a right side trim cut, and then a left side trim cut. Of course there was the added complication that the overlay piece ran higher than the fence, so we also had to double-stick tape a taller plywood fence piece to run against. Should have grabbed a pic, but the strategizing was too engrossing to think of that.



**Carol Boyd** was in to begin milling very rough sawn black cherry destined for a set of four end tables. She had invested a good deal of prep time planning the assignment of each rough piece for subdivision into various top, apron, and legs. The challenge with Cherry or any fruit wood is that it curls and twists as it air dries, and when it is re-sawn, tensions are released, and further movement ensues. To minimize the amount of material lost to squaring up this wild stock, you want to reduce each piece to just over rough size with enough dimension to spare for correction of movement that will happen after the re-saw.

This is the kind of thing that makes Shop Attendant sessions so engaging and satisfying, come on folks, you too can join the SA crew, which we will need as we double the number of sessions needing SA coverage this fall with opening of The Studio space.

# CNC COMES OUT OF THE CLOSET!

*By Rich Bader*

A few years ago, Craig Jones, the CNC SIG leader convinced the Legacy CNC company to donate a machine to the guild. And thanks to the expansion into The Studio, it's finally coming out of the Guild's storage closet! And disproving the notion that lightning doesn't strike in the same

place twice, Legacy has now offered us (for the price of shipping and handling) a refurbished unit with enhanced capabilities and a larger (3'x5') bed. It's worth over \$17,000!

Here's what she looks like:

## MAVERICK 3X5 Manual Tool Change (MTC)

**Turning Center**  
Offer both round & square turnings to your clients

**Joinery Center**  
Cut elegant heirloom joinery at commercial speeds

**Wood / Lumber**  
Surface live edge tables and build furniture

**Optional Vacuum System**  
The most efficient way to cut sheet goods from plywood to plastic

**32" x 48" Sheet**  
Load sheets, unload cabinet parts ready to assemble

**MADE IN THE USA**

You can find more about it [here](#)

The timing couldn't be better. With the addition of The Studio, our new machine will have a happy home. Now all we need is an education program for us to learn how to safely use it in our woodworking.

### How do I use that thing?

A small group of CNC'ers have been working with Gary Weeber and the Education Team to put together our first two CNC classes. The first is Introduction to CNC Routing. It will answer three questions:

What is CNC routing? Who is it for? Why do I want it?

*continued on page 13*



## CNC...continued from page 12

Over the course of three hours we will demystify the process of using CNC in woodworking and demo the software and cut a sign. If you're inspired by what you learn, your next step is hands-on experience.

The second class is CNC Routing: Operations and Safety. Vince Corbin is preparing this class. He's a very experienced woodworker and CNC user. He will demonstrate safe operating procedures for the machine. Then, each student will have a chance to cut a workpiece; You'll leave with a personalized project and the knowledge to apply basic CNC techniques in your work.

Once you've completed these classes, you'll be eligible to have access to the machine. Initially, that will be through the Mentor Program. You'll be able to schedule time with a knowledgeable and experienced CNC'er to help guide you through your projects. Over time, we expect to expand the availability of the machine as we gain experience in its safe use.

### So what's next?

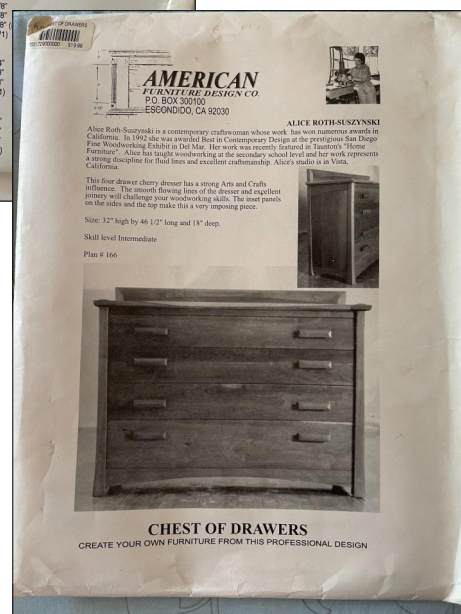
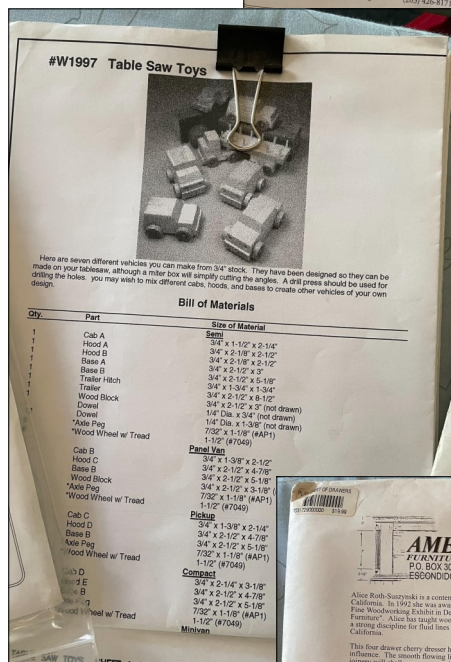
We're dusting off the CNC machine we have and are tuning it up for use. We're confirming when we'll receive the new machine. We have scheduled a pre-pilot Intro to CNC Routing class for members of the CNC SIG at a special session of the next SIG meeting, August 12 from 6 to 9PM. (Note it's the second Friday, not the usual Thursday evening). Not a member of the CNC SIG mailing list and group? Click [here](#) and request to get signed up. We're gearing up to offer the classes in the fall.

Beyond these two classes, we've got tons of ideas about what else to offer. High on the list will be design classes. CNC requires the machine to be told what to do by computer. It's the design software that provides those instructions. Most of us use [Vectric](#) software products like [VCarve](#) and [Aspire](#) so our classes are likely to start there. We've applied to Vectric's MakerSpace program, which will give members free access to VCarve Pro for projects cut in the shop! As we learn more about how our members want to use CNC in their projects, and the community grows, so will the class offerings.

We know CNC isn't for everyone. It does take a certain comfort with using computers. I'd argue that there isn't a more versatile tool in the shop and for those who want to design their own elements or projects, it can open new doors to creativity and productivity. Join the SIG, take the Intro class and see if it's right for you!

## PLANS AVAILABLE—FREE

Email me ([howarthl@outlook.com](mailto:howarthl@outlook.com)) and we can arrange delivery. Linda Howarth





## GIG LEWIS VOLUNTEER-OF-THE-MONTH AWARD

### JULY – DAVID WIPER



Each month the Guild awards one of its most prestigious awards, the Gig Lewis Volunteer of the Month. Because the Guild is run entirely by volunteers, recognizing our volunteers is essential. Previous recipients of this award have volunteered in many ways. They might have actively participated in one or more of the many Community Outreach programs the Guild has or in Education or Shop Operations or contributed with a one time project for the

Guild. Some have taken on a role behind the scenes that is important to the Guild's ongoing operations. There are many ways and roles that members take to contribute to the Guild's ongoing success.

This month's recipient of the Volunteer of the Month is David Wiper.

David Wiper has probably come close to volunteering or participating in nearly every volunteer opportunity or event in the Guild. Toy Build, Special events, GOTG, Birdhouse Build, Class Coordinator, and Education Committee, project build, product build, picnics, monthly meetings and so on.

David doesn't remember the exact year he joined the Guild but they were holding meetings at Franklin High School and at shops of various members. David says there are three main things that he gets from being a member of the Guild and being a volunteer. 1. He really enjoys the camaraderie of working with people that enjoy working with wood. 2. Whether you are taking a class, volunteering on making

something or helping the Guild in any other way, he feels that he is learning about woodcraft, improving his skills and giving back. 3. David feels that the classes are one of the big assets and a foundation of the Guild. That is why he got involved in the early years of the Basics in Woodworking series.

David has been volunteering for Toy Build almost as long as the Toy Team has been around. While volunteering on Friday afternoons to build toys to be given away he once took up the quest of building a fleet of toy Army jeeps of WWII vintage. Perhaps he just enjoys the quiet and relaxing hour long drives in traffic between his house in Troutdale and the Guild Shop on Friday afternoons. He not only has been building toys for years but he has also been very involved in locating organizations to receive the toys and in their distribution.

David is the kind of soft-spoken volunteer who doesn't seek attention but is just there quietly working away. He says he feels extremely honored to receive this award named after a gentleman that he enjoyed many hours with over the years and looked up to.

We are pleased to have David Wiper as our Gig Lewis Volunteer of the Month for July 2022.



## VOLUNTEERS NEEDED

### Urgent: Art-in-the-Pearl show lead

- ♦ Oversee the parts of Art-in-the-Pearl
- ♦ Lots of help and guidance available from two experienced leads
- ♦ Oversee details of two demos and volunteers
- ♦ Shouldn't be a lot of work, but need someone to oversee at the top level (while you'll have lots of help at all other levels)
- ♦ Show dates: Sept. 3-5 (but work up to that point coordinating volunteers, etc.)
- ♦ Email [tim.moore@guildoforegonwoodworkers.org](mailto:tim.moore@guildoforegonwoodworkers.org) and/or [roger.crooks@guildoforegonwoodworkers.org](mailto:roger.crooks@guildoforegonwoodworkers.org) with questions or interest

### GOOW Show Lead

- ♦ We have great volunteers for the shows that we present at, but need one "overseer"
- ♦ Coordinate Gathering of the Guilds, Multnomah Days, Art in the Pearl, and a few bird house builds
- ♦ You'll have great support and guidance from experienced leads (you won't be left hanging, you'll have expert guidance)
- ♦ Minimum of one-year commitment, preferably two to three
- ♦ Inquire for more details
- ♦ [tim.moore@guildoforegonwoodworkers.org](mailto:tim.moore@guildoforegonwoodworkers.org) and/or [roger.crooks@guildoforegonwoodworkers.org](mailto:roger.crooks@guildoforegonwoodworkers.org) with questions or interest

## BIRDHOUSE EVENTS — VOLUNTEERS NEEDED

After a two year hiatus two birdhouse events are occurring. One is at the *Clackamas County Fair* at the Fairgrounds in Canby and the other is at *Multnomah Village*. Both are on **August 20**. Each requires volunteers to work shifts as follows: 10:00 AM to 12:00 PM - 8 volunteers; 12:00 PM to 2:00 PM – 10 volunteers; or both shifts. Approximately 150 birdhouse kits will be available for kids to build at each location. No experience is necessary and the reward is a lot of happy kids and proud parents. If you are interested in volunteering, follow the Sign Up Genius links below.

Here is the link for Clackamas.

<https://www.signupgenius.com/go/70A0D4CA5A822AAFE3-clackamas2>

Here is the link for Multnomah Village.

<https://www.signupgenius.com/go/70a0d4ca5a822aaf3-20221>



## A MOMENT IN THE GARDEN



*Linda Howarth*



## THE GUILD IS PROUD TO BE SPONSORED BY:

The Guild is grateful to be supported by numerous local businesses, our sponsors. Please patronize them when you can. Most offer some kind of discount to members, with some restrictions. We hope you will thank them for their support when you are at the cash register. *Click on their logos below to go directly to their website.*

