

NEWSLETTER FOR THE
**GUILD OF
 OREGON
 WOODWORKERS**

**OREGON
 WOOD
 WORKS**

Vol. #41, Issue 1
 January 2024
 Portland Oregon

IN THIS ISSUE

President's Note	3
Guild History	4
Guild Business	6
Education	7
Volunteer Corner	13
Off Cuts	14

GENERAL MEETING PRESENTATION: HYBRID


BRETT STERN

Guild Studio, 7634 SW 34th St, Portland, OR

TUESDAY, FEBRUARY 20 , 2024
 7:00pm

By Joe Wheaton

How can I describe Brett Stern, our February presenter? I could try, but it would be difficult. But how about this: Brett is a craftsman in natural and synthetic materials. Okay. That works, but it's too vague, so let's add: Brett does industrial design, materials and process research (whatever that is), and creative facilitating (I need more of that). But that's not all.




Brett is an inventor (ever hear of [Beer Chips?](#)), an entrepreneur (and an intrapreneur – you'll have to come to the presentation to find out what that is), and a professional castle builder (from [his website](#)). That's right, a professional castle builder, which is a job without a lot of competition in Portland. We have had many professionals with many skills present to our guild, but I believe that Brett is the first castle builder to show up. Sadly, the presentation is not on castle building, but on the equally enthralling creative process and woodworking.

Brett has multiple talents and is known for his creativity. Come to the presentation with your ideas and be ready to be amazed.

As always, [click here to Zoom](#) or copy and paste the following URL into your browser:

<https://us06web.zoom.us/j/96184696029?pwd=MWZOUEZsejJua0pJY2tvbjVSVFuZz09>

Check out the articles and photos (starting on [Page 8](#) through 10) about the amazing and heroic efforts that went into having the Philip Morley Master Class this month in spite of the weather.



The Guild of Oregon Woodworkers is...

... a group of amateur and professional woodworkers committed to developing our craftsmanship.

Our Mission: To promote the craft of woodworking to the woodworkers of today and tomorrow.

Our Vision: A community of woodworkers that provide significant opportunities to develop, practice, enhance, and share skills.

The Guild offers many benefits for members, including:

- ◆ *Monthly programs*
- ◆ *Monthly newsletter*
- ◆ *Weekly Volunteer Special Interest Groups (SIGs)*
- ◆ *An education program to help members develop woodworking skills through a variety of hands-on and lecture classes*
- ◆ *Sponsor discounts*
- ◆ *Woodworking shows (such as Gathering of the Guilds)*
- ◆ *Network of business partners.*
- ◆ *A woodworking shop*
- ◆ *A network of friends and opportunities to volunteer and make a difference in our community*

What you can do for the Guild

- ◆ *Volunteer your time to contribute, assist, organize, lead, teach*
- ◆ *Take a class*
- ◆ *Contribute your knowledge*

Guild Officers

President -----Ed Swakon
VP for Programs ----- Open
VP for Member Support---Mike Sandmann
Secretary -----Kate Thornton

Directors

Finance -----Tom McCloskey
Planning----- Renee Fontenot
Shop Operations ----- Open
Education-----Steve Poland
Community Outreach-----Tim Moore
Membership-----Stuart Brown
Volunteers-----Charlie Meyer
Communication-----Bland McCartha

Newsletter Editor/Publisher.....Linda Howarth

*For more information see the Guild website
or visit the shop.*

Guild Shop - 7634 SW 34th St, Portland, OR 97219
Guildoforegonwoodworkers.org



WELCOME NEW MEMBERS

Welcome to our newest **35** members. We're happy to have you with us and hope you'll make a regular appearance at the monthly program (online or in-person), contribute articles to the newsletter, and volunteer in other ways.

Leonardo Barriga
 Zach Butler
 Anders Byrnes
 Mary Craford
 Brian Dineen
 William Doster
 David Fetherstonhaugh
 Patrick Foster
 Jill Goldsmith
 Garrett Gyssler
 David Hori
 Joseph Hull
 Andrei Ivanov
 Patrick Kortbaoui
 Sarah Kortbaoui
 Ezra La Roux
 Anthony Li
 Robert Longcor
 Kristin Mathes
 Bobby McMahon
 Damon Miller
 Owen Murphy
 Dominic Perreira Mills
 Kyle Petersen
 Gareth Pon
 Tom Potterf
 Seth Preuss
 Chris Ramsby
 Jill Reynolds
 Mark Reynolds
 Kathryn Smith
 Marsden Smith
 Justin Steeves
 Chandrashekhar Varanasi
 Andrew Woolridge

NOTES FROM THE GUILD PRESIDENT

By Ed Swakon, President



It's 2024 and we're off and running, or in some cases slipping. The wild weather made it difficult to move around. Unfortunately, that dangerous weather occurred at the same time we had Phillip Morley here to teach a weeklong master's class. Several days were cut short to get people home safely and we even needed to keep everyone home one day because of the weather. We were also going to have Phillip as our speaker at the January General meeting, but that

too had to be postponed. We recorded a Zoom presentation he made on Sunday evening before leaving Portland on making your own plywood (lumbercore). We'll send out a link in the weekly blast for everyone to be able to watch the presentation. Thank you to everyone for their understanding.

Woodworkers of the Year

As mentioned above we did not have a January general meeting, and therefore have still not yet been able to recognize our two Woodworkers of the Year recipients, Ken Hall, and Tim Moore. We will formally present the awards to Tim and Ken at our February meeting. I would encourage everyone to attend.

First New Member Welcome

On January 8 we hosted about 50 new members at the Guild Studio. (see picture) The purpose was to help orient the new members about all the countless opportunities the Guild has to offer and how to get involved. A big thank you to longtime member Ed Ferguson for organizing the event. We're going to continue to host these events on a quarterly or semi-annual basis.



Don't miss the February General Meeting

Watch the weekly email blast and see the front page of this newsletter for the presenter and topic for our February general meeting. We have a number of award recipients to acknowledge. Let's see what everyone was working on over the holidays and bring show-and-tell items.

Remember to Send Us Pictures.

If you attend ANY function of the Guild, take a picture. We need these pictures to document everything we do for our newsletter, future donors, and website. To make it easy, we've set up an email address, photos@guildoforegonwoodworkers.org, where you can send them. To be super helpful if you could rename the photos with the activity and date. If you know the people in the images, please include that info in the body of the email.

Join us at Bar Carlo for lunch

We will meet for lunch on Monday, February 5th, at 11:30 AM at Bar Carlo (6433 SE Foster Rd., Portland, OR 97206). Thanks to Dennis Dolph for reviving this monthly Guild activity last year. Dennis is turning over the coordination of the event to Mark Sherman. Thanks to both Dennis and Mark. If you have a recommendation for a lunch spot, please contact Mark. Please join us whether you're a longtime member or just recently joined. Make friends, get involved, and make sawdust with the Guild!



40 YEARS! OF THE GOOW NEWSLETTER THE 2x4M DESIGN CHALLENGE

By Jeff Hilber

The 2x4M Design Challenge was an idea that had its origin in a monthly Design Group (the first Guild SIG) meeting in 1985. I challenged my fellow furniture designers: What can you do with material volume that is limited to one eight foot, two by four? This design project came from one individual, but many hands and minds helped with the evolution of the idea. When the name was proposed by a member's wife, the Two-By-Form was ready to launch.

Corporate sponsorship aside, the main object of the 2x4M Design Challenge, was the development of form and design among all participants, regardless of skillset. Finishes, type of wood and woodworking joinery did not contribute to the final assessment. Craftsmanship was encouraged, but the emphasis was on prototypes of imaginative design and a resourceful execution of the participant's concept.


The questions we were asking as a Guild were; How can we get more people to participate in a display of their work, even if they aren't highly skilled woodworkers? How can we bridge the gap between our work and the public's awareness of quality woodwork?

The answer was simple. Provide a forum where diverse levels of skill can be on display. The challenge should be fun, whimsical, and innovative. Collaborations are encouraged. Capricious creations appeared. The limited amount of material forces you to plan and execute very carefully. We wanted people to see them and say, Oh, I could do that.

In the 1980s, the Guild had a close relationship with Fine Woodworking magazine (FWW), but the first time Taunton Press published an article about the Guild was after viewing this 1986 2x4m debut. Issue # 63. Eventually, every related magazine published articles about the Guild's 2x4Ms. Yes, we were a little overwhelmed.

This FWW article caused some consternations, Are the 2x4ms diverting attention from our more serious work? It took a while to find the correct answer.

This limited material idea started only as an exercise for the Design Group with no future agenda or any idea that it had a lasting value. We understood furniture, but not advertising. 2x4Ms became immensely popular; we had discovered one of the best hooks to encourage the public to come to our shows. In the early years, the Guild was strictly professional. We were just beginning to understand marketing and financial strategies intended to help woodworkers make all, or a substantial part, of their livelihood through their craft.



The first 2x4m presentation. 1986



Second Presentation—l-r, Ed Mattson screen; Sam Bush turtle chair; Mark Hanson easel holding the sign; unknown Sewing cabinet; Jeff Hilber original 2x4m table; Jim Boesel board extender carving (hanging); Ed Gordon 2x4 ladder; Ed Mattson lamp with a crooked top; Sam Bush rocking horse; Mark Hanson valet chair; Jim Boesel saw ponies.



Current Guild member, Scott Stewart 2x4m Matisse table

Continued on page 5

2x4M DESIGN CHALLENGE... *continued from page 4*


Marco Berera



Marco's 2x4ms are working tools, lathes, bandsaw, printing press, Swiss army knife



Close up of a 2x4M lathe and bandsaw



Guild of Oregon Woodworkers
Statement of Account
January – December 2023

Revenue	
Administration	\$96,265
Community Outreach	\$114,925
Education	\$150,077
Membership	\$87,268
Shop Operations	\$42,536
Total Revenue	\$491,070
Expenses	
Administration	\$140,515
Community Outreach	\$89,904
Education	\$87,470
Membership	\$12,995
Shop Operations	\$47,450
Total Expenses	\$373,334
Total Net Assets	\$112,737

Guild of Oregon Woodworkers
Statement of Condition
December 31, 2023

Cash Assets	
Cash Boxes	\$ 200
Facility Fund	\$6,778
General Fund	\$174,271
Reserve Operating Fund	\$100,000
Restricted Donation Fund	\$67,650
Scholarship Fund	\$6,149
PayPal	\$9,734
Total Cash	\$357,146
Other Assets	
Tenant Security Deposit	\$ 7,637
Total Assets	\$364,783
Total Liabilities	none

Questions or Comments Welcome:

treasurer@guildoforegonwoodworkers.org

NEW MEMBERS MEET

On January 8th, over 40 new Guild members gathered in the Studio to get acquainted with each other and learn about the opportunities to participate and support the Guild. Leaders of the Guild programs were on hand to answer questions and encourage everyone to get involved. The meeting included a short presentation on the programs the Guild offers, followed by pizza and soft drinks and a tour of the facilities. There was a lot of enthusiasm in the room, so we can expect to see lots of smiling new faces in the Shop and Studio in the coming weeks. Be sure to give them a warm welcome!



UPCOMING CLASSES FOR FEBRUARY AND MARCH

		Instructors
MAKING A SIMPLE PENCIL BOX	Feb. 2/9/16 & Mar. 1	Ruth Warbington
GETTING STARTED II/PROJECT	Feb. 3	Jeff Hilber
BASICS OF CONNECTING WOOD/METAL	Feb. 11	Tim Moore
BEGINNER WOODWORKING MACHINE MAINTENANCE	Feb 17	Shou Mo
SHARPENING CHISELS & PLANE IRONS	Feb. 18	Tim Moore
BUILD A CROSSCUT SLED FOR TABLE SAW	Feb. 22	Dick Rohrbaugh
CHINESE STYLED STOOL BUILD	Feb. 23, 24, 25	El Cook

MARCH

INTRO TO HAMMER VENEERING	Mar. 2	Jeff Hilber
MAKE A BOX WITH HEART INLAY	Mar. 3	Carol Boyd
INTRODUCTION TO CNC ROUTING	Mar. 9	CNC Team
LEATHERWORKING FOR WOODWORKERS	Mar. 10	Tim Moore
HAND PLANE SKILLS	Mar. 22	Ruth Warbington
MAKE A CURVED STAKE LEG STOOL	Mar. 23, 24	Steve Poland

For Safety Classes and more detail on the woodworking classes, see the Guild Education Calendar at <https://guildoforegonwoodworkers.org/Education-Calendar>.



The 2024 Class Catalogue is now online. Check it out at <https://guildoforegonwoodworkers.org/resources/Documents/2024GUILDCLASSCATALOGUE.pdf>.

You can routinely find it on our website under EDUCATION/Education Program.

Providing the pathway for members to improve their woodworking knowledge, skills and abilities through their experience with the Guild.

THE PHILIP MORLEY EVENT

The Philip Morley EventBrought To You

By.....(roll event theme music please).....

Julie Niemeyer



Bringing Philip Morley to the Guild was the most complicated and the largest event that has been executed by the Education Team. As you can read below, many people had multiple positions. Some were on-the-fly because of the ice storm, others planned for well in advance.

We could not have done it without you! THANK YOU!

Star of the Event:

Philip Morley

The Audience/Students/Makers:

Mac Sheldon	Danny Delott
John Wheeler	Colin O'Reardon
Darrell Schoeter	Wendy Lee
Rafe Pilling	Reese Wilson
Justin Haydt	Marty Lawrence
Tim Moore	Julie Niemeyer

Guild Volunteers:

Executive Producer:

Chip Webster

Producer:

Julie Niemeyer

Milling:

Chip Webster	Carol Boyd
Tim Moore	Julie Niemeyer
Michael Rothman	Wendy Lee
John Wheeler	Colin O'Reardon
Justin Haydt	Bill Hamilton
Doug Drake	Steve Poland - Support

SA's

John Mafrica	Jim Spizer
Branden Scanlen	El Cook
Bryce Stack	Doug Drake
Mark Klein	Shou Mo

Class Assistants:

Chip Webster	Julie Niemeyer
Tim Moore	



Philip Morley Handlers: (for lack of a better word)

Chip Webster	Julie Niemeyer
John Henry Sousa	

Ice reports, Reconnaissance team, and Thinkers-on-the-Fly:

Colin O'Reardon	Doug Drake
Steve Poland	Chip Webster
Julie Niemeyer	

Equipment and Video Donation:

Mac Sheldon - [PantoRouter](#)/ He donated yet another PantoRouter to our Guild and gave a box-joint lesson.

Bland McCartha – Festool Domino

Tim Moore – Pipe clamps

Philip Morley and Mark Spagnuolo, [The Wood](#)

[Whisper Guild](#) - Discount on the video version of Philip Morley's class so that students can finish the project.

Audio Visual, Camera Crew, Background Music:


Bland McCartha

Here are some images from the event:



Continued on page 9

PHILIP MORLEY EVENT... *continued from page 8*



CHALLENGES MET: IT TAKES A VILLAGE

By Gary Weeber

It took a master-mind and a team of the master-minded.

January of 2024 will be a time in history remembered by many. For many, it has been for the tragedies that a winter freeze brought to the Portland area. For some, it will be the fond memories of joining others by helping those so desperately in need. For some of us in the Guild, it will be remembering how we pulled off a Visiting Masters Workshop when there were so many obstacles and challenges in place.



Chip Webster has been our Masters Lead for years (and a prior Director of Education). He, with the assistance of Julie Niemeyer and a team of dedicated assistants, has brought us the wisdom, knowledge, and passion of master woodworkers including Michael Fortune, Doug Stowe, Michael Cullen, Mike Pekovich, Greg Walker, Kelly Parker, Chris Schwarz...and others. It has always been a strategic and volunteer supported challenge to bring these masters in and pull off the complicated and demanding workshops. Nothing, however, has matched the challenge of this year's masters visit in January. Despite that, we held a very successful workshop in January with the remarkable Philip Morley titled *Build a Wall Cabinet with Philip Morley*.



First was the prep time. In order to make this beautiful wall cabinet within the span of seven days, it was critical to mill hundreds of board feet of quality Ash to exact dimensions and carry out an extensive array of glue-ups. Never have our clamps been so busy! This portion took a number of dedicated volunteers more than seven days to complete! There were 178 hours logged as prep time for this workshop...which likely means many more hours than that were actually spent.

Then there was the weather. Mother Nature was clearly cranky. The temperatures dipped into the teens. We had snow; we had sun; we had rain; and we had freezing. We had electricity outages all over Portland but especially in the southwest. Our facilities looked like they were in Fairbanks. Hundreds of flights were being canceled around the country and there was concern that Philip might not even be able to get here. When he did get here,



Philip's hotel booking was cancelled. There were shop closures. Other Guild classes were canceled. The commitment to member safety and the desire to pull off this workshop were in a constant and tense state of push and pull.

The weather continued to challenge this workshop throughout the week, requiring some short days and one total day of cancellation. Despite that, the work proceeded successfully and the cabinets will be completed in follow-up sessions under the guidance of Guild volunteers.



All of these workshops are a big project. They take hundreds of hours of planning and volunteer time. Many volunteers make significant sacrifices in their personal lives to gather up all of the pieces and put them together into

a successful project. We decided last year to do it again in January of 2024... because that is what we do. Only this time, the odds were stacked against us. But we did it again!

In addition to Chip, there are too many volunteers to list and thank but here are some that need to be recognized for their exceptional contributions to the organizational preparation and milling for this event:

None of these workshops happen in isolation. It takes a village to deliver a workshop...or in this case, our Guild community of volunteers. See page 8 with lists of all the folks who made it all happen. A great group of volunteers.

We also had the help of John Henry Souza who not only provided lodging for Philip but was also there to help with PantoRouter use and provide shop space for some of the project work. And finally, our thanks to Bland McCartha with his constant video assistance.

If you run across any of these folks, stop them and say 'thank you'. They deserve it.



EDUCATION SPOTLIGHT ON EVENTS

By Gary Weeber

We are very excited to have two professional woodworkers join our Guild Community in the past year. Not only are they part of our community...they are also teaching! We introduce you to Helen Helfand and El Cook. Below are the two classes they are currently offering as instructors. Welcome to the Guild Helen and El!

Helen Helfand fell in love with woodworking from the first classes she took as a kid at the Multnomah Arts Center. She worked a variety of set building and fabrication jobs in the Bay Area before attending the 9-month woodworking program at the Center for Furniture Craftmanship in Rockport, Maine in 2017. She loved her time at the school, learning from many of the best woodworkers from around the world. She moved back to Portland in late 2019 (whoops!) and started her own custom woodworking business in 2020, focusing on commissions for private clients, interior designers and architects. She is so excited to teach at the Guild and help support the craftsmanship and creativity of new woodworkers.

Chantel (El) Cook is a woodworker, furniture maker and designer, and now instructor hailing from Salt Lake City Utah. She began woodworking in 2017 by taking a community college furniture building course from Chris Gochnour. She quickly realized that her interest in woodworking was more than a hobby, and decided to try and pursue the craft professionally. In 2018 she secured her first job as a shop apprentice to a furniture maker and by 2020 was taking commissions independently while working at a co-op shop in Salt Lake. She has been fortunate to receive mentorship from some incredible artisans along the way, including a continuing education from Chris Gochnour, and an apprenticeship with Chad Parkinson.

Currently she is working out of a shop in NE Portland Oregon, taking commissions for custom furniture, developing a line of decorative home goods, and teaching at the Guild of Oregon Woodworkers.



Intro to Woodworking & Furniture Design - Wood, Hand Tools & Joinery

This eight-class series that is designed to help you move from basic machine competence to designing and making your first furniture pieces.

Areas of learning:

- ◆ Fundamentals of wood
- ◆ Hand tool use
- ◆ Designing furniture in wood & student customizations
- ◆ Drawing and model-making
- ◆ Sanding and glue-up
- ◆ Bringing ideas to reality

For more information see the posting on the Guild calendar at <https://guildoforegonwoodworkers.org/event-5538838?CalendarViewType=1&SelectedDate=1/19/2024>

Prerequisites: Core Tool Certification

The current series started on January 28 but look for another series to follow!



CHINESE STYLE STOOL BUILD

In this class students will build a classic three-legged stool using mortise and tenon construction.

Areas of learning:

- ◆ The building processes using a combination of hand tools and machine techniques
- ◆ Addressing complex layout
- ◆ Cutting mortise and tenon joints both by hand and with machinery
- ◆ Drawboring and other traditional woodworking techniques.

For more information, go to the calendar posting at <https://guildoforegonwoodworkers.org/event-5565824?CalendarViewType=1&SelectedDate=2/19/2024>

Prerequisites: Core Tool Certification

Dates: 8 hour sessions, February 23, 24, 25

Cost: \$270

GREEN WOODWORKING CLASS



RIP & FLIP

To create quartersawn lumber, many Ash plainsawn boards were ripped to length, then flipped and glued to create quartersawn material.



The January Introduction to Guild Safety class. Belonging to the Take Ten Home Club is a joint effort.



GIG LEWIS VOLUNTEER-OF-THE-MONTH AWARD



Each month the Guild awards one of its most prestigious awards, the Gig Lewis Volunteer of the Month. Because the Guild is run entirely by volunteers, recognizing our volunteers is essential. Previous recipients of this award have volunteered in many ways. They might have

actively participated in one or more of the many Community Outreach programs the Guild has or in Education or Shop Operations or contributed with a one time project for the Guild. Some have taken on a role behind the scenes that is important to the Guild's ongoing operations. There are many ways and roles that members take to contribute to the Guild's ongoing success.

JANUARY 2024 – FERGAL FERRITER

This month's recipient of the Volunteer of the Month is Fergal Ferriter.

Fergal has been part of two very different activities that are, kind of, at the opposite ends of volunteering. As a regular at the Toy Build Team where he gets to build toys for kids that might not otherwise get any toys. Toy Build Team volunteers get to build all the fun toys while they relive their childhood. At the other end of the spectrum, Fergal also serves on the maintenance team in the shop. While that work might not be as fun and rewarding to the volunteers, it is a critical part of supporting all the members and programs of the Guild. We greatly appreciate the volunteer contributions that Fergal makes. People who know him say he's a fairly quiet, solid volunteer. He's willing to help out and do whatever needs to be done.

Here is what Fergal says about volunteering for the Guild.

"It's true that you get to relive your childhood during the Toy Build sessions! You can never make enough cars! It's a very mellow way to get into woodwork."

Doing maintenance is also interesting and feels like a good complement to the toy thing. I enjoy the feeling of

community that I get from both groups. Everyone's very nice, and there's always someone to ask if I'm puzzled by something. It also feels good to give something back, however small."

We are pleased to have Fergal Ferriter as our Gig Lewis Volunteer of the Month for January, 2023.



VOLUNTEER NEEDED

The Guild of Oregon Woodworkers IT team is looking for a volunteer to back up our Webmaster/Wild Apricot Administrator. We are looking for someone who has web administration experience and can easily learn our site's support needs. Wild Apricot is the framework for our web presence. Experience with this product is nice to have but not required.

If you are interested, please contact me as soon as possible.

Randy Roberts
GOOW IT Lead

randy.roberts@guildoforegonwoodworkers.org

OVER THE TOP CRAFTSMANSHIP! OR PARENT/CHILD WOODWORKING!

By Jim Spitzer

A friend just sent me a link to short news segment about a father/son woodworking team in Victoria, B.C., Canada. The link is at the end of this short article. The reason this resonated with me is the Little Free Library (LFL), a bench, and a Poetry Post that I was inspired to make for our street corner about a decade ago.


I discovered LFL's during a walk near Multnomah Village. Being an avid reader all my life and knowing the importance of knowledge gained through reading, I loved the idea and promptly designed and built the LFL in the photo.

You can buy pre-made LFLs but where is the creativity in that? Our LFL has served the neighborhood well and I love seeing neighbors checking it out during drives and walks. It is one small part of building community. Ours is number 5179. There are now hundreds of thousands of registered and mapped LFL's around the world, and likely even more unregistered ones. This link will take you to a map that will guide you to any of the registered LFLs in your neighborhood, and around the world: <https://littlefreelibrary.org/map/>

If you take the plunge, I highly recommend registering your LFL to get on the map, buying the stamp (from LFL) to mark books so they are not resold in a used book store, and curating books to always keep the selection interesting. Now for the amazing part! Here is a link to the heart-warming news story of an amazing father/ son team that has built many creative LFLs. Enjoy!



<https://vancouverisland.ctvnews.ca/video/c2852810-sawatsky-sign-off--book-homes>



Cartoon included in one of the 80's Guild newsletters.

SPECIAL WOOD ART EXHIBITION

The Waterstone Gallery near the downtown Powells at 124 NW 9th Ave is having a special exhibition called "INGRAINED - A Wood Invitational" now through March 3rd. Masa Nitani is one of the artists, and the others are Kevin Jesequel, Jim Piper, John Strohbahn, Marjin Wall, Elizabeth Weber, Rebecca Welti, David Williams. Photos of their work can be seen at www.waterstonegallery.com/ingrainedwoodinvitational



Many Guild members recognize that woodworking can be a lonely avocation especially if you work alone in your shop. It's fun to get together with other woodworker's to swap stories, share successes, and failures, and to ask questions.

We look forward to meeting with fellow members for some lunch and conversation. There may even be some talk about woodworking.

FEBRUARY

Monday, February 5 at 11:30 am

Bar Carlo

6433 SE Foster Road, Portland
503-771-1664

Bar Carlo makes great breakfasts cooked to order with fresh ingredients. They are family run and their menu has a balance of vegan, vegetarian, and meat options. Its a great space for meetings. There is plenty of street parking in front and near by. You can check out their menu at <https://www.barcarlopdx.com/>

A MOMENT IN THE GARDEN



THE GUILD IS PROUD TO BE SPONSORED BY:

The Guild is grateful to be supported by numerous local businesses, our sponsors. Please patronize them when you can. Most offer some kind of discount to members, with some restrictions. We hope you will thank them for their support when you are at the cash register. *Click on their logos below to go directly to their website.*

