

NEWSLETTER FOR THE

GUILD OF
OREGON
WOODWORKERS

OREGON
WOOD
WORKS

Vol. #41, Issue 2
February 2024
Portland Oregon

IN THIS ISSUE

President's Note	3
Guild History	4
Guild Business	5
Education	6
SIGs	10
Volunteer Corner	11
Off Cuts	13

GENERAL MEETING PRESENTATION: ROAD TRIP

Gideon Hughes: Custom Design and Style

1801 SE Franklin St., Portland

TUESDAY, MARCH 19, 2024

7:00pm

By Joe Wheaton

Like the Willie Nelson song says, “we’re on the road again.” We haven’t had a road trip for a while, so March seems like a good time to break the cabinet fever and get out. In February, we saw the creativity of Brett Stern and his amazing Gothic Revival “castle.” In March, we will be seeing creativity through the whimsical eyes of Gideon Hughes, in what I am calling “Alice in Wonderland Revival.” And all we need to do is take a short drive in Portland and skip the rabbit hole.

As I talk to professional woodworkers for our presentations, I find that they often prefer to present from their shop. It’s where they do their work and where they are the most comfortable. Presenting from their shop has advantages for us too, because we get to see actual pieces of their work, often even works in progress, instead of merely pictures. A bit more work for us, perhaps, but we get to see these woodworking artists in their creative back yards, so to speak. It makes for a richer experience for us, I’m sure.



Gideon was originally scheduled to present in August, but you may remember (I’m actually trying to forget it), August 15, 2023 was 102 degrees, so we had to cancel. I visited Gideon’s shop and studio in July of last year, and I can tell you that we are in for a treat. Gideon Hughes, of [Gideon Hughes Woodworks](#), is a master craftsman who brags about being “old school.” He says his design tools are paper and pencil, and his technology is a tape measure and story pole. He designs custom kitchens and cabinets, to pay the bills, but his creative work is full of whimsy with bright colors and flowing, twisting shapes. When you see [one of his kitchen’s](#), the first word that comes to mind is “beautiful.” But it’s impossible not to smile and chuckle when you see his [water heater lingerie cabinet](#) or his [puzzle table](#). And who wouldn’t want a twisty, curving chest of drawers, like the one pictured here, complete with blue drawer fronts and, whatever that is on top – is it a toupee? A mustache? A whisk of wind-blown hair? You got me, but it works.

Getting there: The place can be a bit hard to find, so I have included a map and a picture of the building ([see them on page 3](#)). You’ll need take SE 20th south off SE Powell Blvd and then go around the block to get to 1801 SE Franklin. The entrance is on the left after you walk through the parking lot in the front. Gideon assures me there will be plenty of street parking at that time of night. I hope to see you there. I’ll bring some chairs from the Guild.

[continued on page 3](#)

The Guild of Oregon Woodworkers is...

... a group of amateur and professional woodworkers committed to developing our craftsmanship.

Our Mission: To promote the craft of woodworking to the woodworkers of today and tomorrow.

Our Vision: A community of woodworkers that provide significant opportunities to develop, practice, enhance, and share skills.

The Guild offers many benefits for members, including:

- ◆ *Monthly programs*
- ◆ *Monthly newsletter*
- ◆ *Weekly Volunteer Special Interest Groups (SIGs)*
- ◆ *An education program to help members develop woodworking skills through a variety of hands-on and lecture classes*
- ◆ *Sponsor discounts*
- ◆ *Woodworking shows (such as Gathering of the Guilds)*
- ◆ *Network of business partners.*
- ◆ *A woodworking shop*
- ◆ *A network of friends and opportunities to volunteer and make a difference in our community*

What you can do for the Guild

- ◆ *Volunteer your time to contribute, assist, organize, lead, teach*
- ◆ *Take a class*
- ◆ *Contribute your knowledge*

Guild Officers

President -----Ed Swakon
VP for Programs ----- Open
VP for Member Support---Mike Sandmann
Secretary -----Kate Thornton

Directors

Finance -----Tom McCloskey
Planning----- Renee Fontenot
Shop Operations ----- Open
Education-----Steve Poland
Community Outreach-----Tim Moore
Membership-----Stuart Brown
Volunteers-----Charlie Meyer
Communication-----Bland McCartha

Newsletter Editor/Publisher.....Linda Howarth

For more information see the Guild website or visit the shop.

Guild Shop - 7634 SW 34th St, Portland, OR 97219
Guildoforegonwoodworkers.org



WELCOME NEW MEMBERS

Welcome to our newest **41** members. We're happy to have you with us and hope you'll make a regular appearance at the monthly program (online or in-person), contribute articles to the newsletter, and volunteer in other ways.

- | | |
|----------------------|----------------------|
| Senay Araya | Chad Mellon |
| Samuel Barber | Meghan O'Connor |
| David Barmon | Michele Palmer |
| Allen Benz | Simone Palmer |
| Zachary Biggs | Stefan Piatkov |
| Viktor Budnikov | Noah Rosen |
| Jose de Lange | Leigh Salmon |
| Anne Denecke | Antonio Santamaria |
| Chris Dixon | Ben Sauder |
| Brian Dunn | Everett Schiefelbein |
| Paul Fischer | Rebecca Schiefelbein |
| Adrienne Fischl | Carolyn Schrader |
| Andrew Gombos | Jose Sepulveda |
| Jonathan Grabis | Matthew Tofte |
| Jesse Hall | Matt Wetterau |
| Erez Horovitz | Thomas Wheatley |
| Jacob Jennings | Kian Williams |
| Catherine Kossack | Erin Wilson |
| Hakan Kut | David Winn |
| Sergio Magaña | Ed Zancanella |
| Inaki Martinez-Creel | |



**MAKE
SAWDUST
&
VOLUNTEER**

NOTES FROM THE GUILD PRESIDENT

By Ed Swakon, President

LEE JOHNSON WOODWORKERS OF THE YEAR AWARD

We finally were able to recognize our two Woodworkers of the Year recipients, Ken Hall, and Tim Moore. At our February general meeting, we presented the plaques (made by Craig Jones of our CNC SIG) to Tim and Ken. Both individuals are well deserving of the award. I want to thank our group of past Lee Johnson Woodworker of the Year recipients for coordinating the selection process.



NEW SPECIAL INTEREST GROUPS

Special Interest Groups (SIG) offer an opportunity for a smaller group of Guild members with common interests to gather and solve problems or learn. This last month, the Shaper Origin SIG met for the first time. The Shaper Origin is a handheld CNC router. See the article on [page 9](#) for information on the possible creation of a “Chair Making” SIG. The Guild has the following established SIGs that offer a great opportunity for additional learning and comradery. Box making, hand tools, CNC, Women in the Shop, and a newly formed Beginner SIG.

DON'T FORGET TO SEND US YOUR PICTURES BY EMAIL.

If you attend ANY function of the Guild, take a picture. We need these pictures to document everything we do for our newsletter, future donors, and website. To make it easy, we've set up an email address, photos@guildoforegonwoodworkers.org, where you can send them. To be super helpful if you could rename the photos with the activity and date. If you know the people in the images, please include that info in the body of the email.

JOIN US AT CASA COLIMA FOR LUNCH

We will meet for lunch on Monday, March 4th, at 11:30 AM at Casa Colima (6319 SW Capitol Hwy Portland, OR 97239). If you have a recommendation for a lunch spot, please contact Mark (markxyzsherman@gmail.com). Please join us whether you're a longtime member or just recently joined. Make friends, get involved, and make sawdust with the Guild!

GENERAL MEETING: GETTING THERE

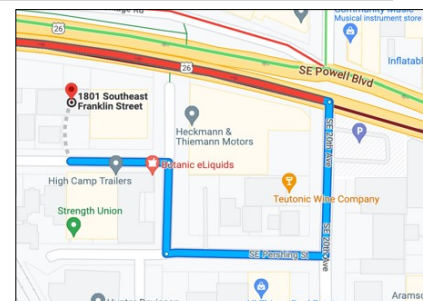


VOLUNTEER OF THE MONTH

We recognized Kim Montagriff as the February Gig Lewis Volunteer of the Month. Kim is an active Education team member, has recently become a Shop Attendant (SA), and helps with shop and Studio maintenance. Because Kim also has an extensive background in managing Non-Profit organizations, she will be helping us out on the Planning team this year. We appreciate the volunteer contributions that Kim makes. Thank you, and congratulations, Kim!

GENERAL MEETINGS

Watch the weekly email blast for the presenter and topic for our March general meeting. We would encourage everyone to bring show-and-tell items to share with the group. Thank you to Brett Stern for a very interesting presentation at our February meeting.



From the May 1989 issue of the Guild Newsletter

A Quick Plane Quiz

plane \ˈplɑːn\ vb [15th c. ME *planen*]: to make plane by use of a plane.


- ___ 1 Has a serrated iron set vertically in the stock.
- ___ 2 Has a sole shaped in a radius from heel to toe.
- ___ 3 A large hollow soled (concave) moulding plane.
- ___ 4 Often confused with a plain in Spain with lots of rain.
- ___ 5 Used to cut grooves on the edge of a board with an iron the full width of the sole.
- ___ 6 A rabbet plane with an adjustable fence.
- ___ 7 An adjustable fenced plane for making grooves in line with the grain of a board.
- ___ 8 A matched set of planes for mating sides of boards.
- ___ 9 A small low angled iron plane usually used for shaving end grain.
- ___ 10 Has a sole and iron shaped with contours.
- ___ 11 A generic term referring to hand planes.
- ___ 12 Used to elevate woodworkers to higher elevations.
- ___ 13 Used for initial smoothing after sawing.
- ___ 14 A 26"-36" long plane used to smooth and square the edge of two boards before gluing.
- ___ 15 The same as a fore plane.
- ___ 16 A short plane with wide sole used for working out irregularities after using the jack plane.
- ___ 17 Professor Plane

Choices


- A. Bench plane
- B. Panel raiser
- C. Moulding plane
- D. Jack plane
- E. Try plane
- F. Spanish plane
- G. Smoothing plane
- H. Tooothing plane
- I. Plow plane
- J. Jointer plane
- K. Aeroplane
- L. Block plane
- M. Tongue and Groove
- N. Rabbet plane
- O. Compass plane
- P. Fork staff/spar
- Q. Filister plane
- R. Banding plane
- S. Fore plane
- T. S. Grove

By **Thomas Darby**


Answers will be hidden within this issue.




—Plane of date c. 1514.



—Cabinet Maker's Plane of 17th Century.



—Smoothing Plane of 1596 (Rijks Museum, Amsterdam).



— Early 15th Century Plane (French) British Museum.

Yes, the answers are in this issue (2024) of the newsletter.

GUILD SCHOLARSHIP PROGRAM - A PAUSE

The Guild has been offering scholarships since 2016, when we began with an unsolicited grant from the Oregon Community Foundation. The Foundation has continued to support our work and a number of members have also given generously over the years. So generously, in fact, that we usually had more money than applicants.

We are now more in balance, since we have awarded several scholarships in the past 12 months, so it is time to review our focus.

The scholarship committee has therefore decided to pause and take stock of where we are. We don't plan to award any new scholarships until we have resolved some fundamental questions. These are just a few:

- ◆ Should our scholarships go only to members?
- ◆ Are they only for our own classes, or also for outside classes?
- ◆ Should they primarily support those who want a career in woodworking?
- ◆ Or should we try to encourage new members?
- ◆ Should we emphasize or affirmatively seek out non-traditional woodworkers?

- ◆ Should we give extra credit to those who are active in the Guild?

I'm sure you can suggest more questions that we should consider.

The scholarship committee has met to discuss these questions but we quickly realized that more thought and discussion will be needed. Our goal is to develop some clear but flexible guidelines, so that we can restart the program as soon as possible.

If you would like to take part in these discussions, please let Tim Moore know, since he is the coordinator for the program. We welcome new points of view and would like to have another scholarship recipient on the committee, but would also welcome anyone who has some experience in selecting scholarship recipients, no matter what the focus was.

And feel free to just let us know your thoughts, even if you don't want to serve on the committee.

This is your Guild.

GUILD FEE CHANGES – APRIL 1, 2024

In case you haven't heard, the Guild fees for membership and shop usage are changing on April 1, 2024.

Membership will increase by \$10 per membership level

- ◆ Machine Room shop time will be \$15/hour
- ◆ Bench Room shop time will be \$10/hour
- ◆ Unlimited shop usage for 12 months will be \$900; for 6 months will be \$600

On your next visit to the shop, you will see three new Saw Stops and a new spindle sander (all generously funded by a donor). However, the Guild cannot depend solely upon donations for equipment needs. The new shop fees will fund new (and repair of) equipment by those who actually use the equipment rather than spreading the cost across the general membership.

Of the Guild 1000+ members, only a fraction actually frequent the machine room. We have seen a marked increase in damage to equipment requiring repairs over the past year. Some of these are seemingly simple yet expensive - like torn drum sander abrasive sheets. Others require ordering new parts or replacement such as the happened with the table router and spindle sander.

The Board decided to institute Bench Room fees, as those are open shop slots that could be filled by a paying ma-

chine room user. The benefits of the Bench Room are numerous – providing a wide assortment of already sharpened chisels, planes and saws, hand tools, etc. The fees for both areas still offer a great value given the professional grade equipment found in the shop. Users also benefit from the presence of a volunteer shop attendant - who is there to assist with safe use of tools and provide woodworking advice.

One way to offset the shop use fees is to volunteer. Volunteer hours can be converted into shop time. There is always a wide range of volunteer positions available

– many not even related to woodworking. You can check the Volunteer section of the website for general areas and the weekly email blast for more specific opportunities.



Standing by the new saws are Loren Rice and Joe Fram.

UPCOMING CLASSES

MARCH

- Introduction to CNC Routing** 03/09
Instructors: Rich Bader/Vince Corbin
- Leatherworking for Woodworkers** 03/10
Instructor: Tim Moore
- Hand Plane Skills** 03/22
Instructor: Ruth Warbington
- Make a Curved Stake-Leg Stool** 03/23-24
Instructor: Steve Poland

APRIL

- Coasting into Kumiko** 04/05
Instructor: Ruth Warbington
- Milling for Beginners** 04/24
Instructor: Dick Rohrbaugh
- Make a Curved Stake-Leg Stool** 04/27-28
Instructor: Steve Poland
- Scroll Saw Basics** 04/30
Instructor: Rick Martin

MAY

- Build a Crosscut Sled for Your Table Saw**
Instructor: Dick Rohrbaugh 05/02
- Hand Cut Dovetails for Beginners**
Instructor: Bob Mack 05/03
- Connecting Wood with Metal**
Instructor: Tim Moore 05/12
- Beginner Machine Maintenance Training**
Instructor Shou Mo 05/18
- Sharpening Chisels and Plane Irons**
Instructor Tim Moore 05/19

WOODWORKING SERIES CLASSES

- The Basics of Fine Woodworking**
Instructors: Instructor Team January 29-March 18
- Intro to Woodworking & Furniture Design**
Instructor: Helen Helfand January 31-March 20

MASTERS WORKSHOPS

THE DESIGN AND FABRICATION OF JIGS WITH MICHAEL FORTUNE

April 9 and 10: This lecture and demonstration will cover the important principles for designing and making woodworking jigs. We will cover topics from jigs that become frequently used workshop “fixtures” to specialized jigs that help reproduce parts for making a set of chairs or other articles of furniture.

MAKE A COMFORTABLE COUNTER HEIGHT CHAIR WITH MICHAEL FORTUNE

April 11-17: Have you ever wanted to build a chair with a master chair maker? Here is your opportunity without having to travel to the far ends of the earth.



This tall chair builds on the comfortable Number Nine dining chair. With the additional height comes a footrest and additional structural members. The chair students will make can be customized to fit most counter or bar heights. This chair involves mortise and tenon construction throughout, with a coopered seat and back to make it wonderfully strong and comfortable. During the week, each student will make the patterns so you can build more once you return home.



For Safety Classes and more detail on the woodworking classes, see the Guild Education Calendar at <https://guildoforegonwoodworkers.org/Education-Calendar>.

ROUTER PLANE CLASS

By Bill Tainter

In February 2024 the Guild held a class on making a Paul Sellers style router plane. The Guild provided the wood, handles, and the Sellars hardware kit. The students provided the personal tools that they wanted to use and, most importantly, the enthusiasm!

The class was held in the Studio in two 4-hour sessions. A combination of power tools and several hand tools were

used to construct their planes. Everyone completed their router plane and were happy to leave the class with a personally made hand tool.

Router planes are invaluable for cleaning up and trimming tenon cheeks, hinge mortises and more. We hope to schedule another class and it will probably be held in late spring-early summer.



Bland McCartha, Ken Hall (the S. A./ Class Assistant for the class), George Bradley and Pat Shuff



Introduction to Guild Safety classes in February. Showing they have what it takes to join the Take Ten Home Club.



*Getting Started-Tool Boxes.
Glenn is the class assistant.*

GREEN WOODWORKING CLASS WITH TIM MOORE

Looks like they had fun and walked away with a beautiful stool too.



ARE YOU INTERESTED IN MAKING CHAIRS?

By: Simon Bosley

Chairmaking is a fascinating branch of woodworking with many special considerations. In addition to aesthetics, a good chair must be comfortable and strong enough to withstand the forces and loads to which it will be subjected. Chairmaking topics range from the use of templates, angled joinery, curved parts, steam bending, and many others.

We are thinking of launching a Special Interest Group, or SIG, for chair makers. This would be a forum dedicated to building chairs where we can share ideas, learn new tech-

niques, and help each other with projects and challenges.

Whether you are just getting started, already building chairs, or just interested in building chairs, we want this group to support your needs and interests.

We will organize a kick-off meeting to gauge the level of interest and understand where the focus should be.

If you would like to participate in this group or want to find out more, please contact Simon Bosley at simon.bosley@comcast.net

BEGINNERS SIG

By Bill Hamilton

The Guild of Oregon Woodworkers is pleased to announce the startup of a Beginners Special Interest Group. This group is open to all members who think of themselves as beginners and who would like to get together with other beginners and more seasoned facilitators.

The plan at this point is to have a couple of planning meetings to hear from interested beginning members about what you would like to see in a Beginner's SIG. This SIG is for YOU. You tell us what you want! Additionally the plan is to schedule the sessions in the evenings to allow those who are working to be able to attend.

We are also looking for a few experienced woodworkers to act as mentors/coaches/coordinators/facilitators for this group.

The first meeting will be Sunday March 10 at 6:00 in the Guild Shop Bench room. The second meeting will be the following Saturday evening, March 16 at 6:00 in the bench room.

We are open to suggestions from any and all beginners and our goal is to help you in whatever ways we can to move you along in your woodworking career. As we progress, access to shop equipment will be provided as part to the SIG. Details to be worked out.

This new group already has its own email address:

beginners.sig@guildoforegonwoodworkers.org

If you would like more information and/or to be added to the email distribution list for this group please feel free to contact this address.

CNC SIG

Wondering what's new in the CNC group? Come see us at our open house to find out what we're doing and how we can help with traditional woodworking projects.

**The Guild Studio
March 14—6-9pm**

We will be doing a short "show and tell" presentation and also a brief demonstration to show the kinds of things we can do to help with projects.

Please come one come all to see what we're doing and how we can help.

If you plan to attend, please register on the [Education Calendar](#).



Leslie Kantor demonstrates during the new **Shaper Origin SIG**

Check out all the details about all the [SIGs](#) on the website.

GIG LEWIS VOLUNTEER-OF-THE-MONTH AWARD



Each month the Guild awards one of its most prestigious awards, the Gig Lewis Volunteer of the Month. Because the Guild is run entirely by volunteers, recognizing our volunteers is essential. Previous recipients of this award have volunteered in many ways. They might have actively participated in one or

more of the many Community Outreach programs the Guild has or in Education or Shop Operations or contributed with a one time project for the Guild. Some have taken on a role behind the scenes that is important to the Guild's ongoing operations. There are many ways and roles that members take to contribute to the Guild's ongoing success.

FEBRUARY 2024 – KIM MONTAGRIFF

This month's recipient of the Volunteer of the Month is Kim Montagriff.



Kim is a volunteer with the Education team where she posts the regular and repeating classes to the website, as needed. She has a thorough understanding of website management and is always eager and available to help out. She says about supporting the education team with class postings for recurring classes, *"It is exciting to see the dedicated volunteer efforts of the Education Team in creating the robust*

education program that supports the Guild's mission." Kim is also just starting to serve as a Class Assistant.

A member of the Education Team commented "She makes it look easy and I'm so pleased that she's willing to help with this task as it frees me up to concentrate on other Education events and tasks."

Kim has recently been certified as a Shop Attendant and has completed SA shifts and will be starting a regular shift in March. She has also dabbled in Project Build and Toy Build, and attends those programs when her schedule allows.

We're not done yet...Kim also participates regularly in scheduled shop maintenance days.

On a professional level, Kim is semi-retired" from a 10-year stint as the Executive Director of a nonprofit Community Center. Prior to that she served as the Executive Director of a local nonprofit performing arts organization, and as a staff attorney at the nonprofit National Crime Victim Law Institute at Lewis & Clark Law School.

Here is what Kim has to say about participation in the Guild:

"I am fairly new to woodworking, and I am simply obsessed with learning new skills, and striving to create something tangible that is beautiful to me. After 20+ years working in the nonprofit sector, I am grateful to have the opportunity to volunteer for an organization that enriches our community and brings people together."

We are pleased to have Kim Montagriff as our Gig Lewis Volunteer of the Month for February, 2024

GATHERING OF THE GUILDS

Wed., April 18 – Sun., April 21



The [Gathering of the Guilds](#) (GOTG) is one of the largest art shows in the Northwest. Six Guilds and hundreds of artists come together to display and sell

their custom made and unique creations at Oregon Convention Center. The Guild has the largest booth in the show, and this is our biggest community event of the year. Not only is this show an opportunity for us to sell our products, it is also a chance to present ourselves to our community and stress all that we do. The GOTG is an opportunity to spread the word about our education programs, our community service projects, and our skills as woodworkers. We use this show to stress the benefits the Guild can bring to the community and to recruit new members. The dates of the show are Friday, April 26 through Sunday, April 28, but we also need volunteers to set up on Wednesday and Thursday.

We need the help of our members to succeed. Please volunteer.

We need help moving in and setting up on **Wednesday and Thursday**. On Wednesday, the Project Build team will load the trailers at the Guild shop and drive them to the Convention Center. We need people to help unload and set up our booth and to help other vendors unload and (sometimes) set up their booths. Thursday is mostly setup. You need to be able

to lift and carry a maximum of about 25 pounds for this work. Most of the stuff is light but can be bulky and awkward. If you help other vendors, ask them to handle anything that is fragile.

Friday, Saturday, and Sunday are the days of the show. The Guild has its own booth, and we have a small demonstration area next to the booth. In the booth, we talk to the customers and answer their questions, as well as selling our creations. As a volunteer, you will get questions about what we are selling or about the Guild. It's fun and can be fast paced. We will have at least one person as cashier to handle the money (mostly credit cards). We also need two people to do the demonstrations, which are usually making potpourri bags from shaving of aromatic cedar that we plane on site. This is a good activity to get people, especially kids, to experience "woodworking."

As participants in the GOTG, we must also help with running the show. This is simple, but during each day of the show one or two of our members may help oversee a common display booth by the entrance. This is mostly just sitting in the display area and directing interested customers to the vendors, who do the actual selling. It is not selling merchandise.

On Sunday afternoon, the show ends at 4:00. We need to break down our booth and load everything into our trailers. You do not have to unload on Sunday night.

Please help.



GOBY WALNUT HAS MOVED

Goby Walnut, a long time Portland wood supplier and Guild sponsor is moving from their NW Portland location to 25420 S Hwy 99E, Aurora, OR 97002.

They have already moved the milling and drying operations and the retail operation is now located in the area originally occupied by the mill. They plan to move the retail part of the business by the end of February, but that is dependent on completion of the offices and showroom in the new facility.

Call or check their website before you head up to the old location to confirm that they are still operating there.



MARCH GENERAL MEETING

Gideon Hughes:
Custom Design & Style

Tuesday, March 19
7:00pm

1801 SE Franklin St.,
Portland



HAMMER HEAD

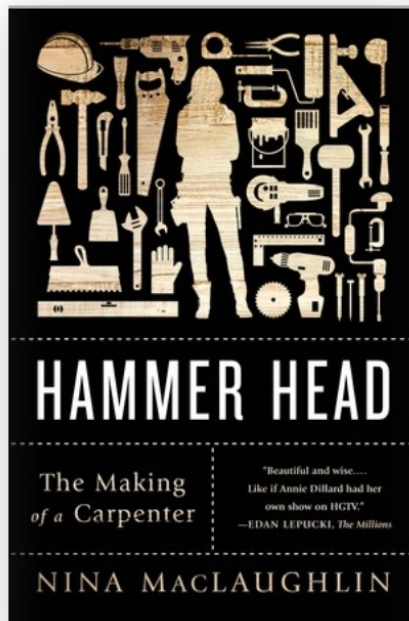
BOOK RECOMMENDATION

By John Sheridan

Nina MacLaughlin's 2015 *Hammer Head, The Making of A Carpenter*, is a splendid book about making a life in wood. She spent her twenties working at a Boston newspaper, sitting behind a desk and staring at a screen. Yearning for more tangible work, she applied for a job she saw on

Craigslist - Carpenter's Assistant: Women strongly encouraged to apply.

Despite being a Classics major who couldn't tell a Phillips from a flathead screwdrivers, she got the job. *Hammer Head* is her rich and entertaining story of becoming a carpenter - full of sweat, swearing, bashed thumbs, and deep sense of finding real meaning in work and life. I read it in one great reading.



WOODWORKING SHOW

By John Sheridan

Until March 3rd the Waterstone Gallery, 124 NW 9th Avenue, Portland is featuring *Ingrained*, A wood invitation-al, with some of the most interesting wood turning and wood sculpture to be seen in Portland in some time. The gallery is open Wednesday to Saturday, 11-5:30 and Sunday 11-4. Parking is easy in the neighborhood, which is near the PNW College of Art. All the pieces are of merit but one, a tall turned spire by Marjin Wall is extraordinary. It seems impossible to achieve.

<https://www.waterstonegallery.com/>

Answers to the 1989 Quiz on page 4.

- | | | |
|------|-------|-------|
| 1. H | 7. I | 13. D |
| 2. O | 8. M | 14. J |
| 3. P | 9. L | 15. E |
| 4. F | 10. C | 16. G |
| 5. N | 11. A | 17. T |
| 6. Q | 12. K | |



Many Guild members recognize that woodworking can be a lonely avocation especially if you work alone in your shop. It's fun to get together with other woodworker's to swap stories, share successes, and failures, and to ask questions.

We look forward to meeting with fellow members for some lunch and conversation. There may even be some talk about woodworking.

The monthly Meet-Ups are held on the first Monday of the month and we try to visit all parts of Portland. Attendees order off the menu and pay on their separate check. All the Meet-Ups gather at 11:30 am, but late comers are always welcome. Everyone in the Guild is invited.

MARCH

March 4, 11:30am

Casa Colima

6319 SW Capitol Hwy Portland,

Please join us for the next Guild lunch at Casa Colima in Hillsdale. Casa Colima's roots can be traced back to the state of Colima, Mexico. They are family run and have been thriving for 20 years. Colima have excellent home made dishes and an extensive menu. Bring your kids for mac and cheese too.

You can visit their website and browse the menu here:

<https://casacolima.com/>

APRIL

April 1 (April Fools) Day, 11:30am

Salvador Molly's

1523 SW Sunset Blvd

Please join us for the next Guild lunch at Salvador Molly's in SW Portland. This restaurant located just a few miles from the shop.

You can visit their website here:

www.salvadormollyspx.com/

A MOMENT IN THE GARDEN



THE GUILD IS PROUD TO BE SPONSORED BY:

The Guild is grateful to be supported by numerous local businesses, our sponsors. Please patronize them when you can. Most offer some kind of discount to members, with some restrictions. We hope you will thank them for their support when you are at the cash register. *Click on their logos below to go directly to their website.*

