

NEWSLETTER FOR THE  
**GUILD OF  
 OREGON  
 WOODWORKERS**

**OREGON  
 WOOD  
 WORKS**

Vol. #40, Issue 2  
 February 2023  
 Portland Oregon

**IN THIS ISSUE**

<b>President's Note</b>	3
<b>Education</b>	4
<b>Volunteer Corner</b>	10
<b>Community Service</b>	11
<b>Cut Offs</b>	14

**GENERAL MEETING PRESENTATION: HYBRID  
 THE ART OF THE BOX  
 DOUG STOWE**

**TUESDAY, MARCH 21, 2023 7PM  
 AT THE GUILD STUDIO**

(ACROSS FROM THE MAIN SHOP 7634 SW 34TH ST, PORTLAND)

*By Joe Wheaton*

When I first started woodworking, like many novice woodworkers I started out making boxes. I bought the book *Basic Box Making* by a man named Doug Stowe (that book along with seven other of Doug’s books is available in our library). Little did I know that many years later, I would have the opportunity to meet Doug. It is an honor to have Doug return to the Guild to teach about boxes in March (the classes are filled, but you can add yourself to the waiting list). As luck would have it, he will be here at the same time as our monthly meeting, and he has agreed to do a presentation for us.



I asked Doug what he was thinking about presenting, and he gave me much more than I expected. He began by quoting Rousseau: “Put a young man in a woodshop, his hands work to the benefit of his brain, and he becomes a philosopher while thinking himself only a craftsman.” Doug said that whatever age or gender you happen to be, and you’ll find that as your hands become skillful in their labors, your mind will be honed and liberated for interesting pursuits.

As a woodworker, author, and teacher, Doug is celebrating his 48th year as a self-employed craft artist. He has been writing books and articles about woodworking since 1994. In his latest book, *The Wisdom of Our Hands: Crafting a Life* (Linden, 2022), he ties together his love of teaching with his dedication to his craft. As he says in the introduction, “we each hope to shape the world beyond the object we’ve so carefully made. We want the world to reflect the feelings we have about it.”

In 2001, he launched the *Wisdom of the Hands* program at the Clear Spring School to reassert the value of manual training in schools for the development skills of both hand and mind. His work has paid off. In 2009, he was named an **Arkansas Living Treasure** for his contributions to craft and to craft education. Doug says of his work:

*Working in my own woodshop, I have noticed a few things. Craftsmanship carried a distinct set of values that were needed in American culture. Woodworking is a means to build family and community. It allows us to make useful beauty that can serve others while also honing our own skills.*

Doug will show slides of his work, discuss his own role as a teacher and emphasize the role we woodworkers have in the preservation of human culture.

For those who can’t get into Doug’s class, there is a great alternative. As I was re-researching Doug and his work, I came across the series of [YouTube videos on making boxes](#). The videos also include how to make a crosscut sled and a template for installing hinges that is brilliant (see also the [January copy of Fine Woodworking](#) for a how-to). You can also find Doug on Facebook.

This meeting will take place at our new Studio adjacent to the Annex. Parking on the street is limited, but you can park at the Multnomah Art Center. Pick up a chair in the Annex before coming to the Studio (and put it back in the Annex after the meeting).

Those joining the meeting via Zoom should go to <https://us06web.zoom.us/j/96184696029?pwd=MWZOUEZsejJua0pJY2tvbjVSVlFuZz09> Hint: The link never changes for the monthly meeting. It is the same every month.

**The Guild of Oregon Woodworkers is...**

... a group of amateur and professional woodworkers committed to developing our craftsmanship.

*Our Mission: To promote the craft of woodworking to the woodworkers of today and tomorrow.*

*Our Vision: A community of woodworkers that provide significant opportunities to develop, practice, enhance, and share skills.*

*The Guild offers many benefits for members, including:*

- ◆ Monthly programs
- ◆ Monthly newsletter
- ◆ Weekly Volunteer Special Interest Groups (SIGs)
- ◆ An education program to help members develop woodworking skills through a variety of hands-on and lecture classes
- ◆ Sponsor discounts
- ◆ Woodworking shows (such as Gathering of the Guilds)
- ◆ Network of business partners.
- ◆ A woodworking shop
- ◆ A network of friends and opportunities to volunteer and make a difference in our community

*What you can do for the Guild*

- ◆ Volunteer your time to contribute, assist, organize, lead, teach
- ◆ Take a class
- ◆ Contribute your knowledge

**Guild Officers**

*President -----Ed Swakon*  
*VP for Programs -----Aboo Balmgwalla*  
*VP for Member Support----Mike Sandmann*  
*Secretary -----Kate Thornton*

**Directors**

*Finance -----Tom McCloskey*  
*Planning-----*  
*Shop Operations -----*  
*Education-----Gary Weeber*  
*Community Outreach-----Tim Moore*  
*Membership-----Stuart Brown*  
*Volunteers-----Charlie Meyer*  
*Communication-----Bland McCartha*

*Newsletter Editor/Publisher.....Linda Howarth*

*For more information see the Guild website or visit the shop.*


*Guild Shop - 7634 SW 34th St, Portland, OR 97219*  
[Guildoforegonwoodworkers.org](http://Guildoforegonwoodworkers.org)



**WELCOME NEW MEMBERS**

Welcome to our newest **48** members. We're happy to have you with us and hope you'll make a regular appearance at the monthly program (online or in-person), contribute articles to the newsletter, and volunteer in other ways.

- |                       |                    |
|-----------------------|--------------------|
| Bill Adams            | Richard Neahrng    |
| Carla Allen           | Trevor Olsen       |
| Mike Allen            | James Olson        |
| Thomas Barnhouse      | Nate Olson         |
| Chris Beisel          | Al Parker          |
| Keaton Beyer          | Sara Parks         |
| Jessica Budjac        | Joel Pedraza       |
| Hans Castillo         | Miriam Peterson    |
| Adam Cox              | Eric Piesner       |
| Jerome Cure           | Beth Pipkin        |
| Jason Cyra            | David Rodriguez    |
| Madeline Edwards      | Leena Rosario      |
| Mario Gonzale         | Erin-Mical Sandman |
| Chancey Jahng         | Todd Scheele       |
| Teri Knight           | Kate Scheideman    |
| Jesse Kobernick       | Saldana            |
| Alexander Krushnyakov | Racheal Smith      |
| Lance Laughlin        | Bryce Stack        |
| Matthew Lawrence      | Ian Williams       |
| Wendy Lee             | Kelly Williams     |
| Callan Limbaugh       | Michelle Williams  |
| Jorn Are Lundin       | Matthew Williamson |
| Emma Miller           | Kelly Wiprud       |
| Jerry Moss            | Kathryn Wonder     |
|                       | Robert Zimmerman   |



*Details of the beautiful wall in Concourse B at PDX. Check it out next time you are out there.*

## NOTES FROM THE GUILD PRESIDENT

### Ed Swakon, President



#### Excellent presentation by the CNC Team at the January General Meeting

We held the February General Meeting in the Guild Studio. We had an excellent presentation by Rich Bader and other members of the CNC leadership team (Craig Jones, Vince Corbin, Tracey Whalen, and Dave Smith). Rich gave us an overview of the benefits and uses of CNC in the woodworking environment. We have classes scheduled if you are interested in learning more about CNC. Check the weekly email blast and the Guild Calendar for more information.

We had the opportunity to present the Gig Lewis Volunteer of the Month to Dennis Dolph. Another of our members, whom I can't believe, hasn't received the award before. We actually presented Dennis with two awards—one for his love of MDF and one for ongoing devotion and volunteer efforts to the Guild. Congrats to Dennis on receiving two awards. In Dennis' words, "Volunteers are the life and heart of the Guild and make it great. But who says that volunteering can't also be fun – What could be better than volunteering and doing woodworking at the same time?"

We all owe Bland McCartha a big thank you for setting up and always being there to operate our video conferencing and audiovisual facilities in the Studio. Bland also gets out the weekly blast.

In the future, I'd like to encourage everyone to bring show-and-tell items to our general meeting. We're going to continue meeting in the Studio. Our formal meeting starts at 7 PM, but get there early and mingle with your fellow Guild members.

#### Guild's Revenue Review Committee

The Guild's Revenue Review Group now meets weekly, Fridays at 10 AM via zoom. If you are interested in sitting in or offering suggestions, please join us. We're reviewing all aspects of the Guild's activities, and their costs, and revenues. The end result will be a group of recommendations to the Guild's Board.




#### Capital Campaign

I'm still looking for assistance. If you have any experience in the area of fundraising, please contact me at [ed.swakon@guildoforegonwoodworkers.org](mailto:ed.swakon@guildoforegonwoodworkers.org).

#### Comradery

There is more to the Guild than cutting wood and making sawdust. After many activities at the Guild, we meet for an informal conversation at the Lucky Lab. Starting in April, we will restart our popular 1<sup>st</sup> Monday of the month lunch gatherings (called the **Guild Meet Up!** - see below for details). We'll be meeting around town at various locations. I've had a good time, eaten good food, and learned much at these gatherings. Please watch the weekly blast and newsletter for more details and join us.

Make friends and sawdust with the Guild!



## GUILD CLASSES

We've got a great collection of classes coming over the next few months. Come build your skills and have some fun at the Guild!

If your first options get booked, sign up on those waitlists. There are often opportunities for those with flexibility....

And if you are a professional member, check out the new one-day options for doing a 'Fast Track' on your core tool certification. Note that pre-approval is required; see the class postings for details.

### ONLINE & IN-PERSON CLASSES & SIGs

*Classes require a shop card and shop certification. SIGs only need a shop card. Classes with openings are listed here; go to the [website](#) to add yourself to waitlists.*

[Women's SIG](#) 3/2 5pm Guild Benchroom (Free, first Thursdays)

[CNC SIG](#) 3/9 7pm Guild Studio (Free, second Thursdays)

[Carving SIG](#) 3/16 6pm Guild Studio (Free, third Thursdays)

[Texturing Techniques with Masa Nitani](#) 3/8 1pm Guild Studio

[Introduction to CNC Routing](#) 3/11 9am Guild Studio

[Leatherworking for Woodworkers](#) 3/12 1pm Guild Benchroom, Tim Moore

[Carving Program: Make a Knife or Adze](#) 3/14 7pm Guild Studio & Zoom (Free)

[Arts & Crafts Clock Build](#) 3/17 & 18 9am Guild Studio, Dick Rohrbaugh

[Doug Stowe Box Workshop](#) 3/20 & 21 9am Guild Studio

[Hand Tool SIG](#) 3/23 6:30pm Guild Studio (Free, fourth Thursdays)

[Intro to Hammer Veneering](#) 3/25 9am Guild Studio, Jeff Hilber

[Sharpening Chisels and Plane Irons](#) 4/2 1pm Guild Studio, Tim Moore

[Tips and Tricks with Mary May](#) 5/16 10am MAC Auditorium and Zoom

[High & Low Relief Carving with Mary May](#) 5/17 & 18 9am Guild Studio

[Carving a Gothic Leaf with Mary May](#) 5/20 & 21 9am Guild Studio

### INTRODUCTION TO GUILD SAFETY

*New members: This is how you get your shop card. The Guild Safety class is a prerequisite to all others and to participating in hands-on [Community Projects](#) groups. There is pre-class work, so bring your homework to class.*

[Intro to Guild Safety](#) 4/2 9am Guild Studio, Jeff Hilber

[Intro to Guild Safety](#) 4/18 9am Guild Studio, Jeff Hilber

### SHOP CERTIFICATION

*You must complete "Intro to Guild Safety" before taking these classes. If you are new to woodworking, you then take "Getting Started-Shop Safety for Beginners: Hands On with Portable Power Tools" before taking Shop Certification classes.*

[Fast Track Core Tool Certification: Professional Members only](#) 3/11 9am Guild Workshop, Mark Klein

[Fast Track Core Tool Certification: Professional Members only](#) 3/18 9am Guild Workshop, Mark Klein

[Fast Track Core Tool Certification: Professional Members only](#) 3/25 9am Guild Workshop, Mark Klein


[Getting Started - Hands On with Portable Power Tools/Shop Safety for Beginners](#) 3/26 8:45am Guild Studio, Jeff Hilber

[Advanced Tool Training - PantoRouter](#) 3/26 5pm Guild Workshop, Mark Klein

[Getting Started - Hands On with Portable Power Tools/Shop Safety for Beginners](#) 4/4 8:45am Guild Studio, Jeff Hilber

[Core Tool Certification - afternoon](#) 4/11 & 4/18 1pm Guild Workshop, TBD

Upcoming classes are posted on the bottom right of the [Woodworking Classes](#) page. For the full list of education & shop training classes go to: [GUILD EDUCATION CALENDAR](#)



*Doug Stowe will present at the General Meeting March 21. He will also be teaching a class.*

## MARY MAY IS COMING BACK—MAY 16-21, 2023

Mary May is one of the most well-known carving instructors in the United States. She taught here twice before, the last time was just before the pandemic.



There are four opportunities to learn from her:

- ◆ A free evening presentation on Tuesday May 16, [click here to register](#). She is speaking at the Guild of Oregon Woodworkers monthly meeting and you can attend either on Zoom and in person.
- ◆ **Carving Tips & Tricks**, a demonstration & lecture class, 3 hours (Tues May 16), [click here to register](#). This has been a popular format where she shares her insights on a wide variety of carving topics and answers all your questions; not hands-on.
- ◆ **Relief Carving for Beginners** - carving a Calla Lilly in both Low and High Relief, 2 days (Wed & Thurs May 17/18), [register here](#). Mary is a master at relief

carving, and you will get to learn two styles and see for yourself the dramatic differences between low and high relief. Many of her beginner classes are five days, so be prepared to do some homework to carve the five pointed star ahead of time and get your tools sharp.

- ◆ **Carving a Gothic Corner Leaf** - this is a class for intermediate and advanced carvers, 2 days (Sat & Sun May 20/21), [register here](#). This project is deceptively simple, but Mary emphasizes it is anything but. You will learn carving techniques that will apply to a wide variety of designs, whether or not you care about this particular pattern.

For questions contact Heidi McNamee:  
heidimcnee@gmail.com

## CARVING CLASSES

### Classes with Mary May (in-person plus)

- May 16 – [Carving Tips & Tricks](#) (all levels, hybrid)
- May 17/18 – [High and Low Relief Carving](#) (Beginner, in-person)
- May 20/21 – [Carving a Gothic Corner Leaf](#) (Intermediate/Advanced, in-person)

### Classes with Adam McIsaac (in-person)

- April 14/15 – [Native Columbia River Art Workshop](#) (in-person)
- June 2/3 – [Second Native Art Workshop](#) (in-person)

### Monthly Carving Programs (Zoom)

- March 14 – [Make a Knife and Adze](#)
- April 11 – [Carving & Art Nouveau](#) with Mark Downing

### Carving SIG (in-person)

- [Evening CSIG](#), 3<sup>rd</sup> Thursdays through May
- [Daytime CSIG](#), 1<sup>st</sup> Thursdays through May

(March focus is on Japanese woodblock printing and netsuke)

### Classes with Masa Nitani, Wednesday afternoons (in-person)

- [Texturing Techniques](#), Mar 8
- [How to Carve an Ainu Bear](#), Apr 12

### Repeating Monthly Carving Classes

- Intro to Carving / Incised (hybrid), [Mar 15](#), [Apr 8](#)
- Carving Sharpening (hybrid), [Mar 8](#), [Apr 12](#), [May 10](#)



## WHAT'S UP WITH ED?

*By Gary Weeber, Education Director*

*Breakin' Routine.* We all like a certain amount of routine in our lives. For many, that includes evenings when it is so nice just to stay inside, watch a little Netflix or Amazon Prime...and relax. Well, we would like you to consider breaking that routine just a little...if that routine sounds like you.

As a member of the Guild, you have access to a number of learning options that cost you nothing in addition to your membership. These are important because they can help you answer all kinds of questions that you might have.

Have you wondered what Computerized Numerical Control (CNC) woodworking is? Have you wanted to 'get into' hand tools but just don't know where to start? Speaking of hand tools, how in the world do those folks carve wood like they do? If you are a woman in woodworking, you are aware that you are engaging in what has been traditionally a man's hobby or vocation. What would it be like to have the opportunity to learn about and practice woodworking with other women?

The Guild Education Program has a long history of Special Interest Groups (SIGs). These groups are informal and focus on a particular aspect of woodworking. Sometimes, the projects and discussions in the SIGs lead to classes that are eventually offered to members. The bottom line is...if you go to a SIG, YOU WILL LEARN.

SIGs do something else that is part of the DNA of the Guild. They are a topic-related community that provides not only the opportunity to meet other members but also to make new friends with this common passion.

Ruth Warbington leads the **Women's SIG**. It meets on the first Thursday of every night at 5pm. The Women's SIG is a group that provides women the opportunity to learn various skills and work on small projects.

The **CNC SIG** has been around for some time but is really starting to blossom. Under the leadership of Craig Jones, this group is growing rapidly as we now begin to provide formal classes in CNC woodworking. At the February Program, the CNC Team of experts did a presentation on CNC. It resulted in many questions and a common answer was, "Come to the CNC SIG and find out." The CNC SIG meets the second Thursday evening of every month.

Ken Hall leads the **Hand Tool SIG**. This SIG has provided many members with their first exposure to using hand tools and continues to be a popular choice for members. Want to find out more about hand tool woodworking? Attend the Hand Tool SIG. It meets on the fourth Thursday evening of the month.

If you have an interest in carving, the **Carving SIG** is there to help you learn and practice. Larry Wade has led this group for years and is committed to making sure that you have a fulfilling experience if you participate. The Guild Carving SIG meets on the third Thursday evening of the month. The topics vary from month to month. The March Carving SIG will focus on Japanese carving (wood blocks).

So, there you go. Four great learning opportunities at no additional cost! If you have questions about any of them, just call the SIG Lead for that group or email. The contact information is on the website. Each SIG is posted on the calendar and all you have to do is register. It is that simple. Easy peasy.

There is one issue though. It is possible that you might need to consider breaking an existing routine. Just remember; that Netflix movie will be there the next night too. The SIG will not.



[Gary Weeber](#)
[Newsletter](#)
[Donate](#)
[Calendar](#)

[HOME](#) • [JOIN THE GUILD](#) • [MEMBERS](#) • [COMMUNITY OUTREACH](#) • [EDUCATION](#) • [GUILD SHOP](#) • [SHOP SAFETY](#)

---

HOME » Hand Tool SIG

[Add to my calendar](#)

[Back](#)

When: **23 Mar 2023**  
6:30 PM - 9:00 PM

Location: Guild Studio

Spaces left: 13

Registered: [2 registrants](#)

Registration

Member

[Register](#)

### HAND TOOL SIG

**SIG**

**Hand Tool Special Interest Group**

Presenter: Ken Hall

Requirements: Intro to the Guild.

Topic for March 23, 2023:

## INSTRUCTORS WANTED & NEEDED

### By Gary Weeber, Education Director

We have a new Studio nearing completion with top quality AV equipment, workbenches, equipment and accessories. We are putting on more classes than ever; a list of repeatable classes in our catalogue (<https://guildoforegonwoodworkers.org/resources/Documents/New/Education/Class%20Catalogues/2023GuildClassCatalogue.pdf>); and new classes every month. One of our goals in Education is to do the best we can to educate our membership on both safety and woodworking.

Well, we have another **GOAL:** *To support and develop new instructors.*

- ♦ New instructors are provided training.
- ♦ They are provided assistance in the development of curriculum if they are interested in delivering a new class.
- ♦ They are provided with 'shadowing' experience with existing instructors so that they can observe the actual delivery of classes.

We are also providing active instructors with training as a group. The following is going to be provided:

- ♦ A forum on learning with Doug Stowe
- ♦ Training on the use of the new AV equipment in the Studio
- ♦ A future training module on the mechanics of putting on classes
- ♦ Feedback on student experience through student feedback forms.

Whether you have experience as a teacher, or not, WE WANT YOU. I know of *three new instructors* who are presently being trained and will begin instructing soon. I believe two more are right behind them!

Join our Instructor Team! If you are interested or just have questions, contact me at [Education.chair@guildoforegonwoodworkers.org](mailto:Education.chair@guildoforegonwoodworkers.org) or call/message me at 503-680-3827. I look forward to hearing from you.



*Veteran Instructor  
Jeff Hilber*



*Apprentice  
Instructor  
Stuart Brown*

## NOTES FROM THE LEAD SA

A reminder for all Guild Members that Open Shop sessions do NOT appear on the Guild calendar until (and unless) we have a Shop Attendant who volunteers to staff that session. So, if the time slot you were hoping for does not appear on the GOOW calendar, check back again in a few days since new Open Shop sessions are posted throughout the month.

On a related note, anyone interested in becoming a Shop Attendant please contact Lead SA Ken Fairfax at [ken.fairfax@guildoforegonwoodworkers.org](mailto:ken.fairfax@guildoforegonwoodworkers.org) to be notified when the next SA training class will be held. You do NOT have to be an expert woodworker! All you need is competence in the use of woodworking tools and willingness to help. Don't worry if you aren't yet certified in the more specialized tools such as the wide belt sander, sliding table saw, or Pantorouter. Special (free) classes are organized specifically for Shop Attendants to help everyone get up to speed on all the tools. New Shop Attendants are expected to volunteer to cover at least one Open Shop session per month.

## PNW COASTAL NATIVE CARVING WORKSHOPS

The Oregon Carvers Guild is offering two workshops on Pacific NW Coastal Native Carving taught by master carver Adam McIsaac.

Both workshops are on a Friday/Saturday, and both are at Adam's Studio in LaCenter, WA. The first one on April 14&15 is a repeat of the workshop he taught last November carving a ceremonial ladle with an adze, crooked knife, and common carving tools. The second workshop is June 2&3 and is similar except the project will be your choice of a tray or a salmon plaque or sculpture (not sure which salmon yet). You don't have to take the first class to take the second. If you took the first, you could take the second for more practice with a different project.

The descriptions and registration information for each are at:

April 14&15 - [click here](#)

June 2&3 - [click here](#)

Send questions to Jim Spitzer at [spitzerjames2@gmail.com](mailto:spitzerjames2@gmail.com)

PS There is a price break for members of the Oregon Carvers Guild or the Guild of Oregon Woodworkers.



## IT'S TIME



There is an exciting new woodworking class that you do not want to miss! Dick Rohrbaugh, along with Class Assistants Doug Drake and Greg Weigel, is presenting a class called *ARTS AND CRAFTS CLOCK BUILD*. This clock is a beauty that would stand out in your home as a sign of woodworking accomplishment.

This 13" tall mantel clock of quarter sawn oak is an elegant example of the Arts & Crafts movement that flourished in Europe and North America between 1880 and 1920.

This class is an *intermediate* level project and features mortise and tenon joinery, so it's a class for those comfortable using the table saw, jointer, planer, router table, hollow chisel mortiser and drill press.

The wood and clock parts will be provided. To allow the students to pick their own tile they will need to purchase it - a "buying guide" for the tile is provided below.

You will find all of the information you need at <https://guildoforegonwoodworkers.org/event-5139330?CalendarViewType=1&SelectedDate=3/15/2023>.

Don't wait. Register now.





*Introduction to Guild Safety, 2/19/23. It starts with a little talk about our fingers.*



*Getting Started 2nd Instructor, Ken Dice, making sure everyone knows where their fingers are. 2/7/23*



## GIG LEWIS VOLUNTEER-OF-THE-MONTH AWARD

### FEBRUARY 2023 – DENNIS DOLPH



Each month the Guild awards one of its most prestigious awards, the Gig Lewis Volunteer of the Month. Because the Guild is run entirely by volunteers, recognizing our volunteers is essential. Previous recipients of this award have volunteered in many ways. They might have actively participated in one or more of the many Community Outreach programs the

Guild has or in Education or Shop Operations or contributed with a one time project for the Guild. Some have taken on a role behind the scenes that is important to the Guild's ongoing operations. There are many ways and roles that members take to contribute to the Guild's ongoing success.

This month's recipient of the Volunteer of the Month is **Dennis Dolph**.

Dennis' volunteer contributions to the Guild are, unfortunately, too numerous to fit into this recognition so here is a sampling of the places he has served.

#### Shop Operations

Membership Strategic Plan

Basics of Fine Woodworking Instructor,  
(he was a class coordinator back in 2012)

Strategic Planning Committee

Guild MEET-UPS

Education Committee

Core Tool Certification (certified Instructor in pretty much every tool the Guild has)

In summary, Dennis has touched every aspect of the Guild consistently over many years and no doubt could take great credit for making the Guild what it is today.

#### In Dennis' words:

*"Volunteers are the life and heart of the Guild and makes it great. But who says that volunteering can't also be fun –*

*What could be better than volunteering and doing woodworking at the same time?"*

We are pleased to have Dennis Dolph as our Gig Lewis Volunteer of the Month for February 2023.



And we can't not include this great shot of Dennis with Roy Underhill, of The Woodwrights Shop.



Guild Meet-ups are starting again!!

Many Guild members recognize that woodworking can be a lonely avocation especially if you work alone in your shop. It's fun to get together with other wood worker's to swap stories, share successes and failures, and to ask questions.

So please join us for the re-start of GUILD MEET-UPS

**MONDAY, April 3rd - 11:30AM**  
**Buster's Texas Style BBQ**  
**11419 SW Pacific Hwy., Tigard**

We look forward to meeting with fellow members for some lunch and conversation. There may even be some talk about woodworking.

The monthly Meet-Ups are held on the first Monday of the month and we try to visit all parts of Portland. Attendees order off the menu and pay on their separate check. All the Meet-Ups gather at 11:30 am, but late comers are always welcome. Everyone in the Guild is invited.

## COMFORT BIRDS; WHY DO WE DO IT? JOY AND PEACE

By Julie Niemeyer

*“Comfort Birds are designed to fit in the palm of your hand so that you can rub them for peace.” ~Sarah Morin/CBC*



Photo Credit Sarah Morin/CBC

Birds, by their very nature, usually bring happiness, perhaps a sense of freedom, a moment of reflection or delight when watching them. All of these feelings can come to a person handling a small comfort bird. As a personal experiment, I leave them lying about in my shop, on the kitchen counter, or in strategically placed locations in order to invite inquiries. Invariably, someone will ask about them. It is at that moment in which I hand them one of the birds and they take it as if it's a fledgling chick that needs great care. I have yet to hand one to someone who hasn't returned a smile or a story about a person they know who should have one; an aging parent living in long term care, a brother suffering a brain injury from a motorcycle accident, an anesthesiologist who would like to have one for each of her patients, a daughter trying to find her way in the world, and grandparents of grandchildren whose parents are divorcing. These stories are the reasons all of us, in many ways, are doing what we can to make these birds. The need in the world for a small token of joy is enormous.

I like to believe that these stories are why, that between the Guild of Oregon Woodworkers, the Oregon Carvers Guild, and the CNC SIG, we have about 75 people donating wood, carving, and sanding birds, CNC routing birds, and finishing these little hatchlings. Thanks to Roger Crooks for stimulating this into existence for us.

Altogether we have hatched about 250 birds. Many are ready for sanding and finishing, but more need to be incu-

bated. Two members are doing the bulk of the band sawing work, but we need members to come to Larry Wade's "Hatchery" on Mondays to help rough shape, final grind, or sand these beauties to 600 grit, soft as a baby's bottom. Or, learn in the Hatchery and borrow the tools and sandpaper to work at home. Our goal is to have many to sell at the Gathering of the Guilds and then find local organizations to receive the remainder of our flock. Contact [Larry Wade](#) or [Julie Niemeyer](#) to help.

Our 2023 total goal is 500 little creatures. While most are birds, some members are carving fish, turtles, and even a slender slug. Owls, cats, bunnies can be made if you would like to be creative.

Members create the birds in a wide variety of ways - by hand carving, using rasps and power sanders, or with rotary power carving tools. The CNC SIG members each have their own way of producing birds. In Larry's Hatchery, Karen Kettler, Joanne Rekow, and Jeremy Bailey each use a slightly different process to carve birds with power tools.

If you like to learn to hand carve a comfort bird there's a good, 13-minute video from the Triad Carvers Club in Winston Salem, NC - [Carving a Comfort Bird](#). They use the pattern from *A Bird in the Hand*, an article by Kathleen Ryan in *Woodcarver's Illustrated*. [Comfort Birds\\_164328917.pdf \(woodcarvingillustrated.com\)](#). The directions in the article are slightly different than the video. The article describes the process that Frank Foust developed in 1982. In addition, there are a lot of archived resources on the Oregon Carvers Guild website ([click here](#), then scroll down).

The stories, from people I've met along this journey, are incredible and are a constant reminder why we are doing this project. To hand a small token of joy to someone in need of affection can be a reminder that someone was thinking of them while carving these tiny creatures. It gives peace in times of distress.



Tracy Whalen's growing flock made from Ohia and Walnut

## COMFORT BIRDS ... CONTINUED



*Ian Walton's Birds of A Feather made from Douglas Fir. Look at his smile!*



*Karin Kettler power carving Mahogany birds in The Hatchery*



*Julie's, LuLu the Bird dog, watching over future birds.*



*The CNC-SIG meeting last week with 15 members attending along with lots of little comfort birds members have been making with their machines. Together with the carving group, we hope to churn out 500 of these babies.*

## THE GATHERING OF THE GUILDS IS COMING - SELL YOUR STUFF & VOLUNTEER

### April 26-30 at the Oregon Convention Center

The Gathering of the Guilds (GOTG) is coming on *April 26-30 to the Oregon Convention Center*. This is a great opportunity to volunteer for the Guild and to sell your stuff. [Click HERE to volunteer.](#)

### WHAT IS THE GOTG?

[Gathering of the Guilds](#) has been one of the largest art shows this side of the Mississippi. Six different Guilds and nearly 350 artists come together to display and sell their custom made and unique wares. The prestigious Oregon Convention Center provides the GOTG with 60,000 sq. ft. Over 18,000 people check out this free show.

### WHAT'S IN IT FOR YOU AND THE GUILD?

The Guild has the largest booth in the show and this is our biggest community event of the year. The GOTG is our chance to present ourselves to our community and stress all that we do. We want to spread the word about our education programs and community service projects, such as our *Hire a Woodworker Program*. We also want to advertise *Toy Build*, *Project Build*, our many special interest groups (SIG), and our industrial level shop. We use this large gathering to showcase our skills as woodworkers and the benefits the Guild can bring to the community and recruit new members.

WE NEED YOUR HELP [Click HERE to volunteer](#)

**Volunteers.** The actual event is three days long (Friday, Saturday, and Sunday), but we need volunteers for two setup days on Wednesday and Thursday too. Over the entire event, we need over 80 volunteers to set up, teardown, and to be Guild promoters. It is a fun event, and everyone always enjoys their time talking to people about our favorite hobby. Volunteer early to ensure you get your desired spot. [Click HERE and signup for one or more of the following slots.:](#)

*Wednesday, April 26, 2pm-8pm (loading and setup)*

*Thursday, April 27, 9am-8pm (loading and setup)*

*Friday, April 28, 10am-1pm, 1pm-4pm, 4pm-7pm*

*Saturday April 29, 10am-1pm, 1pm-4pm, 4pm-6pm*

*Sunday, April 30, 10am-1pm, 1pm-4pm,*

*Sunday, April 30, 4pm-8pm (breakdown and loading)*



### SELL YOUR CREATIONS

Sell your items at the show. Half of our booth is for demonstrations and Guild information. The other half is dedicated to selling products from *Toy Build* and *Project Build* and from our members. Members can sell their work at the show (15% commission to the Guild), we recommend you also volunteer to help out and to explain your creations. If interested, contact Ed Ferguson at [edmund.ferguson@guildoforegonwoodworkers.org](mailto:edmund.ferguson@guildoforegonwoodworkers.org)

### COVID

We are following CDC recommendations for Multnomah County at this time – Masks are optional, and no vaccination is required.



*Heidi McNamee and Ken Hall as they were building a workbench for the studio earlier this month.*

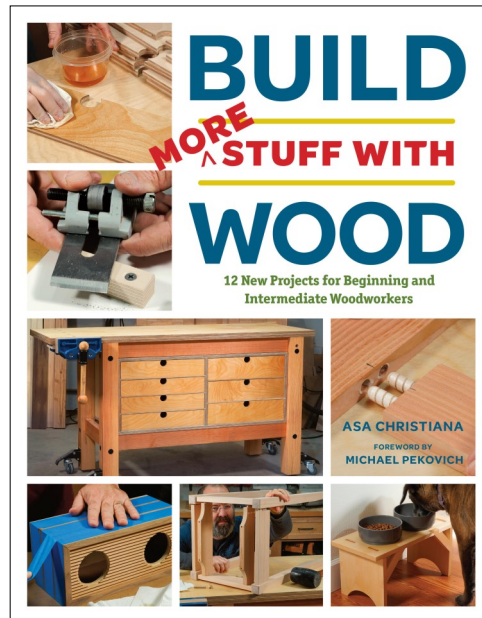
## ASA CHRISTIANA'S NEW BOOK IS PACKED WITH PROJECTS

Longtime Fine Woodworking editor and frequent teacher at the Guild, Asa Christiana, has a new book on Amazon.com. The second in his series for beginning and intermediate woodworkers, it adds new tools and skills to the basic kit covered in the first book, "Build Stuff With Wood," and offers a pile of new projects that will help you grow as a woodworker, step by step.



Asa asks that anyone who buys "Build More Stuff With Wood" (or has bought it already) consider leaving a review on Amazon, which will be helpful with future sales.

Asa asks that anyone who buys "Build More Stuff With Wood" (or has bought it already) consider leaving a review on Amazon, which will be helpful with future sales.



## DREAM WORKSHOP FOR SALE

For Sale: 900 sq ft woodworkers DREAM workshop. Comes with 2300 Sq Ft Home on 1/3 acre property off SW Terwilliger/Taylor's Ferry Road, just two miles from Guild Shop.

Shop: Stucco exterior matches home, 2" x 6" construction with 12' ceiling, well insulated, 16' x 10' high garage door, woodstove heat, 220 power, air compressor with built-in airlines, 8' x 30' lean-to attached, 1600 sq ft flat concrete slab in front of building.

Home: Approx 2300 sq ft split-level built as extended family up/down duplex with complete kitchen/laundry/living/dining/two bedrooms/bath on each level. 1600 sq ft redwood deck, gas fireplaces, vaulted ceilings, skylight, two-car garage.

Perfect home to live on upper level with shop, rent out lower level, or....endless possibilities.....Call with questions or appointment to show.

Gary Martin, Martin Model & Pattern

[martinmodel@comcast.net](mailto:martinmodel@comcast.net)

503-329-8949 cell 503-987-1889 landline

## A MOMENT IN MY GARDEN



*A chestnut or a hairy elf?*

## THE GUILD IS PROUD TO BE SPONSORED BY:

The Guild is grateful to be supported by numerous local businesses, our sponsors. Please patronize them when you can. Most offer some kind of discount to members, with some restrictions. We hope you will thank them for their support when you are at the cash register. *Click on their logos below to go directly to their website.*

