

NEWSLETTER FOR THE  
**GUILD OF  
 OREGON  
 WOODWORKERS**

**OREGON  
 WOOD  
 WORKS**

Vol. #39, Issue 4  
 April 2022  
 Portland Oregon

**IN THIS ISSUE**

<i>President's Note</i>	3
<i>Guild Business/Info</i>	4
<i>Education</i>	7
<i>Volunteer Corner</i>	11
<i>Community Service</i>	12
<i>Sponsor Spotlight</i>	14

**NEXT GENERAL MEETING:  
 IN-PERSON & ON ZOOM**  
*The online invitation will be sent out 24 hours before the event.*

**LARRY WHITE AND SAM MALOOF  
 A LEGACY OF MENTORING**


**TUESDAY, MAY 17**

**MULTNOMAH ARTS CENTER (MAC) AUDITORIUM  
 SOCIAL TIME BEGINS AT 6:30  
 GENERAL MEETING AT 7PM**

*By Joe Wheaton*

I first learned of Sam Maloof through Jon Harvey, a fellow Guild member in Project Build who had volunteered at the Maloof Foundation. Since learning of Sam's work, I have been fascinated by his design and construction techniques. I have followed-up on this interest by scheduling Dennis Hayes (February, 2021) as a presenter to our Guild. Dennis talked about his own work and Sam's influence on it. Dennis also recommended I contact Sam's first paid employee: Larry White. It is a pleasure to announce that Larry will be joining us via Zoom at our May 17 general meeting.

Larry is a master craftsman who has used his years of experience with Sam and his own creativity and inspiration to create a unique style. Over the years, Larry has expanded his work to include multimedia art in addition to the creation of beautiful furniture. The table shown below, for example, combines wood, glass, and metal to create an eye-catching piece. One that would be the focal point of any room.



His furniture blends of a love for wood and a passion for flowing forms all realized through expert joinery and precision, as can be seen the pictures below of a music stand and valet from his Instagram account (see his website <http://larrywhiteartmix.com/index.html>, and Instagram account, <https://www.instagram.com/larrywhiteartist/>, for other examples).

Larry says, "I like to think of art as a place of convergence, where the intuitive thoughtfulness, and creative energy of the maker merges with the personal history and psyche of the observer." We can easily see this convergence in his work.

personal history and psyche of the observer." We can easily see this convergence in his work.

Larry's presentation will not only highlight his personal work, but also connect it to the Maloof Foundation and its programs. For those interested in learning about how classic design can lead to new forms and designs, this program is a must. Join us on Tuesday, May 17, at 7:00pm for our monthly meeting and a fascinating presentation by woodworking master Larry White.



### **The Guild of Oregon Woodworkers is...**

..., a group of amateur and professional woodworkers committed to developing our craftsmanship.

*Our Mission: To promote the craft of woodworking to the woodworkers of today and tomorrow.*

*Our Vision: A community of woodworkers that provide significant opportunities to develop, practice, enhance, and share skills.*

*The Guild offers many benefits for members, including:*

- ◆ *Monthly programs*
- ◆ *Monthly newsletter*
- ◆ *Weekly Volunteer Special Interest Groups (SIGs)*
- ◆ *An education program to help members develop woodworking skills through a variety of hands-on and lecture classes*
- ◆ *Sponsor discounts*
- ◆ *Woodworking shows (such as Gathering of the Guilds)*
- ◆ *Network of business partners.*
- ◆ *A woodworking shop*
- ◆ *A network of friends and opportunities to volunteer and make a difference in our community*

*What you can do for the Guild*

- ◆ *Volunteer your time to contribute, assist, organize, lead, teach*
- ◆ *Take a class*
- ◆ *Contribute your knowledge*

#### **Guild Officers**

*President -----Ed Swakon*  
*VP for Programs -----Carol Boyd*  
*VP for Member Support----Julie Boyles*  
*Secretary -----Michael Bourgo*

#### **Directors**

*Finance -----Tom McCloskey*  
*Planning-----Paul Ehrlich*  
*Shop Operations -----Aboo Balgamwalla*  
*Education-----Gary Weeber*  
*Community Outreach-----Tim Moore*  
*Membership-----Mike Sandmann*  
*Volunteer -----Charlie Meyer*  
*Communication-----Bland McCartha*

*Newsletter Editor/Publisher.....Linda Howarth*

*For more information see the Guild website  
or visit the shop.*

*Guild Shop - 7634 SW 34th St, Portland, OR 97219*

[Guildoforegonwoodworkers.org](http://Guildoforegonwoodworkers.org)



## **WELCOME NEW MEMBERS**

Welcome to our newest **42** members. We're happy to have you with us and hope you'll make a regular appearance at the monthly program (online or in-person), contribute articles to the newsletter, and volunteer in other ways.

Jen Baek	Cody Kruse
Brynn Bateman	John Lake
Heather Brooks	Nicholas Langer
Keith Burgess	Jason LeCount
Steffin Burton	Jon Marshall
Yvonne DeHart	Victoria Meireles
Deborah DiPiero	Brent Osborn
Mark Faber	Allan Parachini
Charles Fanto	Jack Peterson
Suman Ganga	Patrick Remfrey
Mark Gordy	Tim Rice
Kimberly Gray	Dylan Roberts
John Green	Shanon Salisbury
Maverick Grey	Mel Sawyer
Mark Harding	Nic Shelton
Neal Hedlund	Sid Stuart
Keith Higginson	Daniel Varela
Zach Howell	Fred Woodcock
Amitav Kamani	Penny Woodcock
Brian Kelley	Brett Young
Elizabeth Kirkendall	Talia Yuhas

## NOTES FROM THE GUILD PRESIDENT



*By Ed Swakon, President*

For the first time in two years, we hosted our April General Meeting in person at the Multnomah Arts Center ([MAC](#)). We had about 35 at the MAC and another 30 participants via Zoom. The presenter Paul Flessner, Furniture Designer, and Craftsman, gave an excellent presentation on his

design and business philosophy. We took the opportunity to recognize the 21 recipients of the Gig Lewis Volunteer of the Month who only received their award during one of our zoom General Meeting sessions. Just as importantly, we took the opportunity to recognize our last two Woodworkers of the Year recipients, Steve Poland for 2020 and Aboo B for 2021. Last but not least in importance we awarded Doug Drake the Gig Lewis Volunteer of the Month for April. See the write-up for Doug on the following pages. Congratulations, Doug, a recognition a long time coming

The Guild is getting out in public more. A group of 16 Guild volunteers coordinated by Mike Sandman, Bland McCartha, and Steve Anderly participated in a birdhouse build event on April 23 in Multnomah Village to celebrate Earth Day. Eighty-eight birdhouses were built, and they send kids home with a birdhouse every three minutes! Great work, and thank you.

Don't forget the upcoming Gathering of the Guilds, May 6-8, 2022, at the Oregon Convention Center. Volunteers are needed to staff the various displays at the Oregon Convention Center. Go to the Guild's website at [Guild of Oregon Woodworkers - Shows](#) to sign up


We are pleased to announce that we have signed a new lease to keep us in our current location for the next four years and give us an additional 1,800 square feet of space. This is very exciting for the future of the Guild. We have committed approximately \$50,000 to improve the lighting and power in the new space and purchase the necessary

shop equipment needed for the new shop space. We will be able to occupy the new space on August 1, but plenty of people are working behind the scenes to get everything ready. This new space will allow us to enhance our educational offerings, expand our efforts for community projects and provide much more flexibility for scheduling open shop time. There are still many more improvements we have identified to improve the overall Guild shop experience.

These improvements to educational programming and the physical equipment all come with a cost. The Board approved a capital fundraising plan for 2022. The goal is to raise \$100,000 by August and an additional \$50,000 by the end of the year. The initial effort will focus on you, our members. After all, this is your Guild. Expect to see a request from me soon asking you to contribute to this fundraising effort to allow us to fulfill our objectives.

## HAPPY SPRING!

Photo by Heidi McNamee,  
taken at the Wooden Shoe Tulip Festival this year.



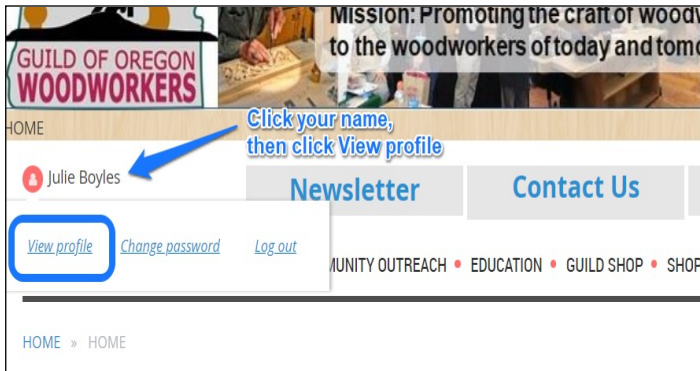
## MEMBERSHIP CARDS

Available online and on your smartphone

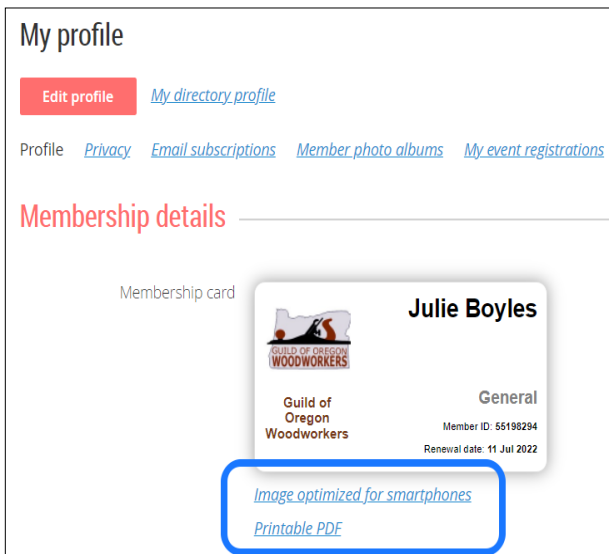
Since 2020, we have not printed membership cards, but they're easily available from our website.

### From the Guild's Website

Log in on the Guild's website. Click your name in the upper-left and click **View profile**.



You should now see your Membership Card



Download, print, or take a picture

- ◆ From **Image optimized for smartphones**, you can download the file. Double-click to open the downloaded file, and you'll see the membership card. You can then take a picture with your smartphone to use when you need your membership card.
- ◆ **Printable PDF** let's you print it if you have an attached printer.
- ◆ You can also simply take a picture of the card as shown on the image above. I don't find it necessary to download the image to produce a clear, readable picture.

Now you're all set!

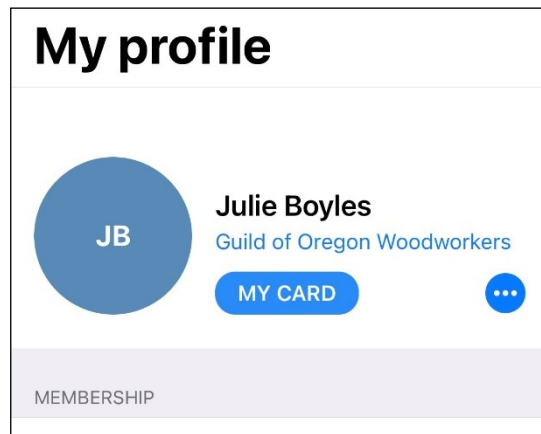
### App on your Smartphone

The Guild uses membership software by Wild Apricot. Download Wild Apricot for Members and you can access the directory, events (our calendar), and your membership card.

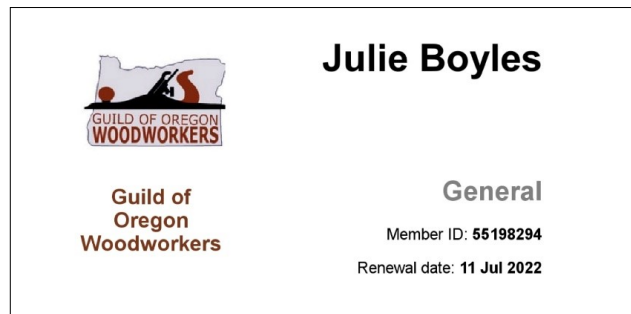
Download the Wild Apricot for Members app from from either the Apple Store or Google Play.

Log in to the app with the same login and password as on the Guild website.

You'll see the following screen (this is from my iPhone).



Click on **My Card**, and you'll should see your membership card.



## WHAT IS UNIT B-2? JUST IMAGINE

As of August 1, the Guild of Oregon Woodworkers is officially becoming bigger. On that date the Guild begins leasing the 1,800 square foot space that has been the karate school.

This is another bold move by the Guild (similar to opening its own shop) that moves us to expanded services for both our members and the community.

**So, what does this mean?** There are a number of leaders and project groups in the Guild that are planning for the use of this space. In turn, it means that the existing space will see some changes.

Since we often move forward on things because we dream of doing it...***just imagine if we could do the following:***

- ◆ Deliver much of Education Program in one location including:
  - Many of the Safety Classes
  - Most of the Woodworking Classes
  - Special Interest Group Meetings
- ◆ Have a space that would include new audio-visual equipment that would allow us to deliver classes via zoom from other locations and to also zoom our own classes and meetings when appropriate.
- ◆ Visiting Masters Workshops that would occur primarily in this space, meaning that the existing shop would not have to be shut down to other activities.
- ◆ This as our primary hand-tool shop. This means that the largest collection of hand tools would be in this



space and that the space would provide more hand-tool classes. In addition, there would be mentoring sessions on hand tools that would allow members to work on hand-tool projects in a quiet space.


◆ This space will also be utilized for some of the activity of the Community Project Teams. With the teams being able to utilize both spaces at times it would allow the opportunity for more members to participate in this valuable part of Guild services to the community.

- ◆ A new location for the library and for some small meetings.
- ◆ This space freeing up more time in the existing shop for Open Shop and other activities.
- ◆ All the new and exciting opportunities to volunteer as class assistants, instructors and mentors to make this dream a reality.

This dream is exciting and now it can happen! It will require the use of many hands, however, and will also be a significant increase in the cost of us doing 'what we do'.

Stay tuned in to what is happening as this dream becomes reality.

This is an exciting time for the Guild and its members as we move into this new reality!



## STATEMENT OF ACTIVITY

January-March 2022

### Revenue

Administration	\$ 9,302	
Community Outreach	\$25,399	
Education		\$30,001
Membership		\$20,960
Shop Operations		\$ 4,758
<b>Total Revenue</b>	<b>\$90,420</b>	

### Expenses

Administration	\$18,252
Community Outreach	\$20,668
Education	\$14,523
Membership	\$ 2,000
Shop Operations	\$ 2,777
<b>Total Expenses</b>	<b>\$58,220</b>

**Total Net Assets**      **\$32,200**

## STATEMENT OF CONDITION

March 31, 2022

### Cash Assets

Cash Boxes	\$ 200
Facility Fund	\$ 500
General Fund	\$114,471
Reserve Operating Fund	\$ 77,000
Restricted Donation Fund	\$ 2,275
Scholarship Fund	\$ 13,794
PayPal	\$ 5,296
<b>Total Cash</b>	<b>\$213,536</b>

### Other Assets

Tenant Security Deposit      \$ 4,637

**Total Assets**      **\$218,173**

**Total Liabilities**      **none**



Don't forget to use Amazon Smile for your Amazon purchases. Every purchase results in a donation when you select the Guild of Oregon Woodworkers as the non-profit recipient!

## AN RMD FOR YOUR IRA IN 2022

Huh? If you are younger than 72 or don't have an Individual Retirement Account you can skip this and go raid the fridge... Still here? You probably already know that the IRS requires you to take at least a minimum distribution from your IRA every year (RMD=Required Minimum Distribution). And you probably know that this distribution is taxable. But did you know that the IRS allows you use all or part of that distribution as a Qualified Charitable Deduction (QCD)?

It's so easy. Simply ask your IRA trustee to make a check out to the Guild of Oregon Woodworkers (This is crucial: the check is made out to the 501©3 charity, not you). Usually they will mail the check to you to forward to the Guild. And the tax reporting could not be any easier, if you can believe that from the IRS. On line 4a you put your total IRA distributions. On line 4b you put your taxable IRA distributions. We will send you an acknowledgement for your records.

So, as you can see, your gift to the Guild is not taxable. You don't have to worry about the standard deduction or the itemized deduction because your contribution does not even show up in your taxable income column. In summary, if you have an IRA and are over 72, will you please consider donating some of your RMD to the Guild? Please talk to your tax preparer for details. Other questions or comments:

[treasurer@guildoforegonwoodworkers.org](mailto:treasurer@guildoforegonwoodworkers.org)



**GO MAKE  
SAWDUST**

## GUILD EDUCATION UPDATE

For the full list of education and shop training classes go to: [GUILD EDUCATION CALENDAR](#)

### MAY CLASS HIGHLIGHTS

#### *Be sharp!*

- ♦ [Sharpening Chisels and Plane Irons](#) – May 7, 1-5pm

*Practice the fundamentals!*

- ♦ [Hand Saws](#) – May 17, 6-9pm
- ♦ [Hand Joinery](#) – May 21, 9am-12pm
- ♦ [Connecting Wood with Metal](#) – May 21, 1-5pm
- ♦ [Hand Planes](#) – May 24, 6-9pm

*Protect your Tools!*

- ♦ [Leatherworking for Woodworkers](#) – May 31, 1-5pm

### IN PERSON CLASSES & SIGs

Classes require a shop card and shop certification. SIGs only need a shop card. Classes with openings are listed here; go to the [website](#) to add yourself to waitlists.

[Milk Paint Lab Session for Michael Cullen Workshop Attendees](#) 5/3 5pm Guild Shop, Chip Webster

[Women's SIG](#) 5/5 5:30pm Guild Shop

[Sharpening Chisels and Plane Irons](#) 5/7 1pm Guild Shop, Tim Moore

[Milk Paint Lab Session for Michael Cullen Workshop Attendees](#) 5/10 5pm Guild Shop, Chip Webster

[Hand Saw Fundamentals](#) 5/17 6pm Guild Shop, Michael Bourgo

[Hand Joinery Fundamentals](#) 5/21 9am Guild Shop, Michael Bourgo

[Basics of Connecting Wood with Metal](#) 5/21 1pm Guild Shop, Tim Moore

[Hand Plane Fundamentals](#) 5/24 6pm Guild Shop, Michael Bourgo

[Handtool SIG](#) 5/25 6pm Guild Shop

[Leatherworking for Woodworkers](#) 5/31 1pm Guild Shop, Tim Moore

### Carving Classes (Zoom or in-person)

Stropping for Beginners (Zoom & in-person @ Woodcraft), [May 11](#), [Jun 8](#), [Jul 13](#)

Beginner Carving (Incised), Zoom, [May 21](#), [Jun 18](#)

Small Bowls in Four Woods, Zoom & in-person, four Tuesdays May 10-31, [click here](#)

Flat Plan Caricature Carving (Interest List), July 30/31 or Aug 6/7 ([click here](#))

Tribal Carving with Adam McIsaac (Interest List), [click here](#)

Walk Sticks and Wood Spirits (Interest List), [click here](#)

### Carving Programs

Ten Ways to Make Comfort Critters (Zoom), Tues May 10, 7:00 PM, [click here](#)

Weekly Open Carving - Kitchen Utensils (Zoom and in-person), Tuesdays 2:00 PM, [click here](#)

Weekly Carving Conversations (Zoom), Mondays 9:00 AM, [click here](#)

## MEET THE GUILD INSTRUCTORS

*Meet the Guild Instructors for our education program. This month's Instructor Highlight is on...*

### Mark Klein

#### *By Gary Weeber*

There is no member of the Education team who warrants recognition as much as Mark Klein. Mark was born and raised in Southern California where he was both a professional firefighter and finish carpenter.

About six years ago Mark and his wife moved to Portland after he retired from the fire department. They have three grown children, two daughters who live in Oregon and a son living in Southern California (a firefighter, duh).



Mark's impact on the Guild has been huge. He is not only a stalwart leader in the Project Build team but also volunteers for various other roles. In the education program, Mark is an instructor of safety courses including Core Tool Certification, Fast Track Certification, Advanced Tool/PantoRouter, Advanced Tool/MultiRouter and Advanced Tool/Routers & Router Tables.

Mark also serves as an instructor for a new woodworking class – Veneer Table Lamp Build.

Mark is one of the best of the best in the Guild and he just keeps giving. Please say thanks the next time you see him!

## UPCOMING CLASS -SKETCHUP!

How would you like to:

1. Learn how to create realistic, to-scale 3D models of working designs?
2. Learn to use the essential elements of SketchUp?
3. Work on your own designs and build your own models?

Watch for this two-session class that will be delivered via Zoom. It is coming soon!



## LEATHERWORKING FOR WOODWORKING

*By Tim Moore*

As part of a comprehensive educational program, sparked by a donation from the Bob Oswald estate, the Guild has just introduced a class called "Leatherworking for Woodworking." The purpose is to allow members to make their own sheaths for edged tools such as spokeshaves, saws, draw knives and hatchets. Sheaths protect both the user and the tool and allow them to be transported more easily. They are easy and fun to make.

kits available for class participants to use in the shop in the future, so you can continue to develop your skill and get all those sharp edges safely under wraps.

If you have any questions, you can contact the instructor, Tim Moore, at [tim.moore@guildoforegonwoodworkers.org](mailto:tim.moore@guildoforegonwoodworkers.org).



The class began with a pilot in April, which showed that a new student could learn the necessary techniques in a four-hour class. The next class is Saturday, May 31, and there are still open slots. We hope to schedule the class as often as demand permits.

The materials fee covers enough vegetable-tanned leather to allow a student to make and take home

a sheath for a tool of his or her choice, such as a saw, dividers, a knife or drawknife. We will also have tool





## INTRO TO GUILD SAFETY The Take Ten Home Club for April.



## BUILDING A STOOL WITH LOOSE TENONS FROM SCRATCH

Earlier this year, six intrepid students went on an interesting woodworking journey. Dennis Brown, Bill Fatland, Eric Fitzgerald, Marty Lawrence, Maria McDowell, and Darrell Schroeter were each given boards of some of the roughest, gnarliest walnut you can imagine .

The students, first turned these boards into milled dimensional lumber and then, over two days, made a splayed leg stool joined by loose tenons. Each stool featured a seat of their own design.

We wish to thank the instructors who made this possible: Julie Niemeyer, Ken Hall, Ed Ferguson, and Dennis Dolph.



## WHAT'S UP WITH ED?

*By Gary Weeber, Education Chair*

**Just what is Guild Education anyway?** That seems like a good question, doesn't it?

We have a mission as an organization (I know you knew that!) but what is it? **PROMOTING THE CRAFT OF WOODWORKING TO THE WOODWORKERS OF TODAY AND TOMORROW.** That's it, plain and simple. The question is...how do we do that?

Malcom X reportedly said, "Education is the passport to the future, for tomorrow belongs to those who prepare for it today." Not bad. I like it and I think it applies to the GOOW.

By way of education, we strive to pass this amazing craft on to future generations by teaching the knowledge, skills, and abilities that carry all of us to our next level of achievement. It is not just about the knowledge and skill stuff though, is it? It is also about wonder, passion, satisfaction...the fuels that charge us forward to take on the challenges that are part of the learning process.

We educate in so many ways in the Guild, much of it informally. We also formally educate, however, through established program offerings.

**SAFETY AND WOODWORKING CLASSES:** With our first priority being member safety, we provide various classes on safety...safety for members and safety for equipment. Then we get to the really exciting stuff of machine/tool skill development and the ultimate prize – projects. We recognize that everyone brings differing levels of experience and so we do our best to determine if your skills are beginner, basic, intermediate, or advanced. We then try to provide offerings that will challenge you and bring you satisfaction, no matter which level you are at.

**SPECIAL INTEREST GROUPS:** We have informal groups that meet on a regular topic that are focused on a particular area of this craft. Presently, our most active SIGs are the latest version of the Hand-Tool SIG and Women's SIG. If you have not checked these out, you should.

**MASTERS WORKSHOPS:** We bring in international woodworking masters every year to provide exciting and challenging workshops. Some of the outstanding presenters we have had in the past include Doug Stowe, Mary May, Kelly Parker, Chris Schwarz, Taeho Kwan, Garrett Hack, Michael Fortune, Mike Pekovich and Michael Cullen (this year)...hmmm, is there something about the name Michael?

**MENTORING:** You are going to be seeing more opportunities in the near future for mentoring opportunities so that you can get that one-on-one help in your development that is so valuable.

**VOLUNTEERING:** There is no better way to keep learning than by volunteering. In the Education Program we use volunteers in so many ways, including instructors, class assistants, project development team members...and more. No one volunteers without learning something.

**NEW SPACE:** This is really an exciting time for Education with the availability of new space that will be an 'education central' location for the Guild. It is an opportunity for growth, creativity, and achievement. Being a participant in giving birth to this new phase in Education is a rare opportunity.

So, let's contribute, develop, and blossom together. It is all about learning.



## GIG LEWIS VOLUNTEER-OF-THE-MONTH AWARD

### APRIL— DOUG DRAKE



Each month the Guild awards one of its most prestigious awards, the Gig Lewis Volunteer of the Month. Because the Guild is run entirely by volunteers, recognizing our volunteers is essential. Previous recipients of this award have volunteered in many ways. They might have actively participated in one or more of the many Community Outreach programs the Guild has or in Education or Shop Operations or contributed with a one time project for the Guild. Some

have taken on a role behind the scenes that is important to the Guild's ongoing operations. There are many ways and roles that members take to contribute to the Guild's ongoing success.

This month's recipient of the Volunteer of the Month is Doug Drake.

Doug has been a member of the Guild since 2013. Before joining the Guild Doug and his family had done quite a bit of construction and remodeling of some family homes but he wanted to become better skilled at other aspects of woodworking such as furniture making. He was very impressed with how readily members were willing to share their knowledge and skills with him. With his appreciation of the education he was receiving he became active in the Guild's Education Committee. He eventually became the Director of the Education Program and a member of the Guild Board for 3 years from 2019 to 2021. He has recently stepped down from the Director of the Education Program but is still very active with the Program by being the Class Manager and being a Class Coordinator for many classes. He also is a SA.



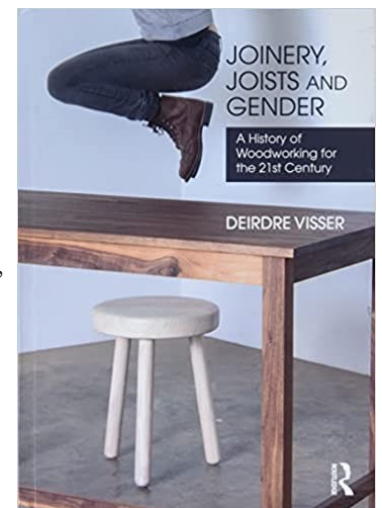
*Doug Drake with  
his daughter*

Doug really values the education aspect of the Guild. He loves being able to share his knowledge with members. Working with the classes allows him to see the members improve their skills, have pride in their projects and take those skills with them to expand into other projects. Seeing the members' successes through the education classes is what brings Doug pleasure and value through his volunteering.

We are pleased to have Doug Drake as our Gig Lewis Volunteer of the Month for April 2022.

## BOOK RECOMMENDATION

Deirdre Visser's comprehensive history of women in woodworking, *Joinery, Joists and Gender*, has been published by the academic, English press, Routledge. The archival, hardcover edition is \$160 but for the rest of us the cost is \$30



## BIRDHOUSES IN APRIL

Birdhouses are back after nearly a two year hiatus. On Saturday, April 23, the Guild participated in Multnomah Village's Earth Day event in perfect spring weather. Over 88 birdhouses were assembled by kids in front of Neighborhood House from 12 to 4. Many thanks to Steve Anderly, Bland McCartha, Mike Sandmann, Gale Schmidt, Cammie Howard, Paul Thibodeau, Mark Grody, Steve Poland, Dennis Brown, Dora Liang, Clark Moss, and Andrew Vandervelde for assisting the kids, to Holland Golec and Mike Sandmann for delivering the kits, and to Katie Janovec of Neighborhood House for staging the event. The birdhouse event was fun and the rewarding to see so many happy kids. So if you missed this event there are more volunteer opportunities to come in late August including the Multnomah Village Days and Clackamas County Fair.

It was a perfect day for a Bird House build! Multnomah Business Association invited us to do the build in front of Neighborhood House and it certainly excited a host of young builders. Their smiles and looks of serious concentration were all the reward our volunteers needed. Thanks to each of you!



## A NOTE OF THANKS

*You just made my grandson's day at the birdhouse building in Multnomah Village last weekend. We're just building him a fort on their property, which is 10 acres in the country, and I have binocs on the list for his next present so we can do bird watching together. It was so perfectly do-able and safe with no power tools... the woman - Cammie - who helped Eli was just as sweet as could be.*

*He's old enough to remember our time in Multnomah Village for the rest of our lives, and the birdhouse will be his first building of that sort. I know you know it is a great activity, but just to say - it also gives grandkids and grandparents shared memories that become a part of something bigger.*

*Thank you for that! Thanks so much ~  
Cheri Lovre, Silverton, OR*

## GATHERING OF THE GUILDS

### MAY 6 - MAY 8, 2022

We are a week away from the biggest Guild event of the year. See details [HERE](#). As always, our members have stepped up to help make this a great show for us and the community. We still need a few more volunteers to fill out the schedule so please sign up [HERE](#)

**NEW — Show & Tell** - We always get a lot of new members following the show, mainly due to the enthusiasm they see in our booth plus the beautiful product we all make. New this year is a special Show & Tell area for you to show your work. If you have something to show, please let [Bob Hargrave](#) know. Delivery of the item will be during setup on Wednesday or Thursday. Send [Roger Crooks](#)

your writeup – your name, business name if appropriate, item, materials used, etc. so we can print up a tent card for you. (editor note: send us a photo with this info also so we can see it in the newsletter).

**Sell Your Work** – For those of you who want to test the market, you are welcome to join the Toy Build and Project Build area to sell your work. The Guild takes a modest 15% commission. Contact [Ed Ferguson](#) if interested.



## RICK'S SPOTLIGHT ON A GUILD SPONSOR




*The Guild is grateful to be supported by numerous local businesses, our sponsors. Please patronize them when you can. Most offer some kind of discount to members, with some restrictions. We hope you will thank them for their support when you are at the cash register.*

*Check out the last page of the newsletter to see all our sponsors. Each week we will highlight one of our sponsors.*

### By Rick Martin

This month I made my first trip over to Woodcrafters. This is not to be confused with the chain of woodworking stores called "Woodcraft". Woodcrafters is a single independent store that has been in this location since the early 1970s. It is a little difficult to get to and the surrounding area...well, you are in Portland. Sucks. That being said, they have their own fenced in parking area and the trip is well worth it. This is like the ultimate candy store for any woodworker. The variety of carving tools is astounding. The power tools: Saw Stop, Festool, Laguna, Rikon, Jet, Powermatic, and lots more. Lots of books too for when you need a break from making sawdust. Aisles of finishes. For us toy makers there is a great selection of wheels, axles, lights and much, much more.



Did I mention they have wood? Oh yeah, they've got wood. All the regular soft wood types and hardwood choices from the typical to ones I can't even pronounce. Plus mill ends, overstocks, and bins of cut offs sold by the pound.

One of the things the good folks there wanted us to know was that they carry a wide selection of moldings for remodel projects. So if you are doing a little revamp of a 100 year old house, lets say, you just may find the perfect match to that old crown molding! They also wanted us to know that they have the best selection of Sawstop and Festools and accessories of anyplace.

I have to say that this place is really on another level. I really tried not to buy anything- because my car was already full. But in the end I just had to go out and rearrange the load so I could fit the new stuff in.

Woodcrafters

212 NE 6th Ave., Portland

Just a couple blocks north of Burnside,  
on the east side of the river.

503-231-0226

### By Rick Martin

Last week I made a trip out to Carbide Saw. For over 40 years they have sharpened all manner of saw blades, router bits, made band saw blades, sharpened knives and even garden tools. Tad and Carmen Wille are the owners and if you have not already heard, they will be retiring soon. The actual numbers run like this:


- ♦ No more sharpening jobs will be accepted after the end of April.
- ♦ They will be conducting a major sale all through May.
- ♦ Then they will clear out the building in June.

They had tried to sell the business, but at this point

that has not worked. They have a possible deal in the works with another shop but nothing in writing. At any rate there should be some very good prices on saw blades, router bits, and sanding belts. So get yourself over there for the sale and thank them for their years of supporting the Guild before they are gone.

Carbide Saw "Never a dull Moment"

4040 SE Division 503-235-2260



## THE GUILD IS PROUD TO BE SPONSORED BY:

The Guild is grateful to be supported by numerous local businesses, our sponsors. Please patronize them when you can. Most offer some kind of discount to members, with some restrictions. We hope you will thank them for their support when you are at the cash register. *Click on their logos below to go directly to their website.*

